

**CANVASS OF VOTES
FOR THE PRIMARY ELECTION
OF THE CITY OF SALEM, OREGON
TUESDAY, MAY 19, 2020**


TO THE CITY COUNCIL OF THE CITY OF SALEM, OREGON:

I, Ruth Ann Stellmacher, City Recorder of the City of Salem, Oregon being the Elections Officer of the City of Salem for the Primary Election, held May 19, 2020, report the results of said election herewith:


	<u>Marion County</u>	<u>Polk County</u>	<u>Total</u>
MAYOR:			
CHUCK BENNETT	18726	4,399	23125
BROOKE JACKSON	10840	3565	14405
COUNCILOR, WARD 1:			
VIRGINIA STAPLETON	2033	394	2427
JAN KAILUWEIT	1520	482	2002
COUNCILOR, WARD 3:			
TREVOR PHILLIPS	2636		2636
BRAD A NANKE	2056		2056
COUNCILOR, WARD 5:			
HOLLIE OAKES-MILLER	1206		1206
JOSE GONZALEZ	1333		1333
COUNCILOR, WARD 7:			
REID SUND	3284		3284
VANESSA NORDYKE	4288		4288

ATTACHED HERETO and made a part of this Canvass Report are statements from Marion and Polk County Clerks listing votes cast in each of the City of Salem Precincts (Exhibit A).

PREPARED at Salem, Oregon this 22nd day of June, 2020.



Ruth Ann Stellmacher, CMC
City Recorder and Elections Officer




Marion County, Oregon

May 19 2020 Primary Election

5/19/2020

Page 1



City of Salem, Mayor - Nonpartisan Party - Vote for One

Precinct	Chuck Bennett	Brooke Jackson	Cast Votes	Undervotes	Overvotes	Misc write-in votes	Absentee Voting Ballots Cast	Total Ballots Cast	Registered Voters	Turnout Percentage
310	653	363	1,016	128	0	12	1,156	1,156	2,801	41.27%
311	791	584	1,375	151	0	9	1,535	1,535	4,188	36.65%
312	696	416	1,112	122	0	11	1,245	1,245	2,647	47.03%
320	275	178	453	64	0	2	519	519	1,781	29.14%
321	297	246	543	47	0	7	597	597	1,973	30.26%
322	43	19	62	4	0	1	67	67	108	62.04%
323	788	419	1,207	135	0	9	1,351	1,351	2,937	46.00%
324	19	13	32	8	0	0	40	40	198	20.20%
325	462	371	833	115	0	10	958	958	3,008	31.85%
326	19	15	34	4	0	0	38	38	102	37.25%
330	800	393	1,193	143	1	14	1,351	1,351	2,830	47.74%
331	286	160	446	60	0	1	507	507	1,182	42.89%
332	175	145	320	39	0	1	360	360	1,618	22.25%
333	294	195	489	65	1	4	559	559	1,459	38.31%
334	51	22	73	7	0	2	82	82	257	31.91%
335	0	0	0	0	0	0	0	0	0	0.00%
336	0	2	2	0	0	0	2	2	15	13.33%
337	1,415	674	2,089	257	0	17	2,363	2,363	4,853	48.69%
340	754	394	1,148	181	1	8	1,338	1,338	3,111	43.01%
341	821	462	1,283	159	0	14	1,456	1,456	3,197	45.54%


I certify that the votes recorded on this abstract correctly summarize the tally of votes cast at the May 19, 2020 Election.

6/5/2020

Signature of County Clerk
Date of Abstract

Bill Burgess






Marion County, Oregon

May 19 2020 Primary Election

5/19/2020

Page 2



City of Salem, Mayor - Nonpartisan Party - Vote for One

Precinct	Chuck Bennett	Brooke Jackson	Cast Votes	Undervotes	Overvotes	Misc write-in votes	Absentee Voting Ballots Cast	Total Ballots Cast	Registered Voters	Turnout Percentage
342	3	0	3	0	0	0	3	3	8	37.50%
343	1,099	594	1,693	207	0	18	1,918	1,918	4,274	44.88%
344	1,272	742	2,014	235	1	19	2,269	2,269	5,517	41.13%
350	432	382	814	89	0	5	908	908	4,049	22.43%
351	149	103	252	23	0	5	280	280	1,014	27.61%
352	72	70	142	25	0	3	170	170	742	22.91%
353	380	219	599	83	0	3	685	685	1,990	34.42%
354	31	17	48	9	0	0	57	57	189	30.16%
355	12	7	19	5	0	0	24	24	86	27.91%
356	12	16	28	4	0	0	32	32	113	28.32%
357	391	264	655	68	0	9	732	732	2,805	26.10%
361	68	70	138	19	0	1	158	158	1,148	13.76%
362	236	167	403	36	0	3	442	442	1,299	34.03%
363	742	499	1,241	160	0	16	1,417	1,417	4,823	29.38%
364	424	286	710	93	0	4	807	807	2,578	31.30%
365	0	0	0	0	0	0	0	0	0	0.00%
370	796	325	1,121	135	0	12	1,268	1,268	2,199	57.66%
371	1,442	598	2,040	243	0	11	2,294	2,294	4,082	56.20%
372	356	189	545	69	0	4	618	618	1,241	49.80%
373	1,010	487	1,497	194	0	13	1,704	1,704	3,142	54.23%

City of Salem Certification

Official

Run Time = 2:27 PM
Run Date = 06/10/2020

Marion County, Oregon

May 19 2020 Primary Election

5/19/2020

Page 3


Official Results

Registered Voters
33,444 of 208,283 = 16.06%

Precincts Reporting
123 of 123 = 100.00%

City of Salem, Mayor - Nonpartisan Party - Vote for One

Precinct	Chuck Bennett	Brooke Jackson	Cast Votes	Undervotes	Overvotes	Misc write-in votes	Absentee Voting Ballots Cast	Total Ballots Cast	Registered Voters	Turnout Percentage
374	496	290	786	98	0	9	893	893	2,074	43.06%
375	664	444	1,108	124	1	8	1,241	1,241	3,146	39.45%
376	0	0	0	0	0	0	0	0	0	0.00%
Totals	18,726	10,840	29,566	3,608	5	265	33,444	33,444	84,784	39.45%




Marion County, Oregon

May 19 2020 Primary Election

5/19/2020

Page 4



City of Salem, Councilor, Ward 1 - Nonpartisan Party - Vote for One

Precinct	Virginia Stapleton	Jan Kailuweit	Cast Votes	Undervotes	Overvotes	Misc write-in votes	Absentee Voting Ballots Cast	Total Ballots Cast	Registered Voters	Turnout Percentage
310	543	482	1,025	123	0	8	1,156	1,156	2,801	41.27%
311	777	617	1,394	132	0	9	1,535	1,535	4,188	36.65%
312	713	421	1,134	105	1	5	1,245	1,245	2,647	47.03%
Totals	2,033	1,520	3,553	360	1	22	3,936	3,936	9,636	40.85%

City of Salem, Councilor, Ward 3 - Nonpartisan Party - Vote for One

Precinct	Trevor Phillips	Brad A Nanke	Cast Votes	Undervotes	Overvotes	Misc write-in votes	Absentee Voting Ballots Cast	Total Ballots Cast	Registered Voters	Turnout Percentage
330	695	521	1,216	128	2	5	1,351	1,351	2,830	47.74%
331	232	214	446	61	0	0	507	507	1,182	42.89%
332	205	114	319	40	0	1	360	360	1,618	22.25%
333	216	259	475	82	0	2	559	559	1,459	38.31%
334	40	29	69	12	0	1	82	82	257	31.91%
335	0	0	0	0	0	0	0	0	0	0.00%
336	0	2	2	0	0	0	2	2	15	13.33%
337	1,248	917	2,165	195	0	3	2,363	2,363	4,853	48.69%
Totals	2,636	2,056	4,692	518	2	12	5,224	5,224	12,214	42.77%

City of Salem Certification

Official

Run Time: 2:27 PM

Run Date: 06/10/2020

Marion County, Oregon

May 19 2020 Primary Election

5/19/2020

Page 6

Official Results

Registered Voters


33444 of 208283 = 16.06%

Precincts Reporting

123 of 123 = 100.00%

City of Salem, Councilor, Ward 5 - Nonpartisan Party - Vote for One

Precinct	Hollie Oakes-Miller	Jose Gonzalez	Cast Votes	Undervotes	Overvotes	Misc write-in votes	Absentee Voting Ballots Cast	Total Ballots Cast	Registered Voters	Turnout Percentage
350	417	390	807	97	0	4	908	908	4,049	22.43%
351	100	163	263	16	0	1	280	280	1,014	27.61%
352	67	71	138	29	0	3	170	170	742	22.91%
353	282	307	589	93	0	3	685	685	1,990	34.42%
354	19	28	47	10	0	0	57	57	189	30.16%
355	7	13	20	4	0	0	24	24	86	27.91%
356	15	12	27	5	0	0	32	32	113	28.32%
357	299	349	648	77	0	7	732	732	2,805	26.10%
Totals	1,206	1,333	2,539	331	0	18	2,888	2,888	10,988	26.28%




Marion County, Oregon

May 19 2020 Primary Election

5/19/2020

Page 7



City of Salem, Councilor, Ward 7 - Nonpartisan Party - Vote for One

Precinct	Reid Sund	Vanessa Nordyke	Cast Votes	Undervotes	Overvotes	Misc write-in votes	Absentee Voting Ballots Cast	Total Ballots Cast	Registered Voters	Turnout Percentage
370	390	825	1,215	53	0	0	1,268	1,268	2,199	57.66%
371	963	1,224	2,187	105	0	2	2,294	2,294	4,082	56.20%
372	225	364	589	27	0	2	618	618	1,241	49.80%
373	750	855	1,605	96	0	3	1,704	1,704	3,142	54.23%
374	432	399	831	61	0	1	893	893	2,074	43.06%
375	524	621	1,145	94	0	2	1,241	1,241	3,146	39.45%
376	0	0	0	0	0	0	0	0	0	0.00%
Totals	3,284	4,288	7,572	436	0	10	8,018	8,018	15,884	50.48%

City of Salem Certification
Official
Run Time 2:27 PM
Run Date 06/10/2020

Marion County, Oregon

May 19 2020 Primary Election

5/19/2020

Page 8

Official Results
Registered Voters
33444 of 208283 = 16.06%
Precincts Reporting
123 of 123 = 100.00%

*** End of report ***


	Polk County Assessor POLK							City of Salem, Mayor City of Salem						
	VOTE FOR 1							VOTE FOR 1						
	Robb W. Withers	Valerie W. Patone	Write-In Totals	Write-In: Not Assigned	Total Votes Cast	Overvotes	Undervotes	Chuck Bennett	Brooke Jackson	Write-In Totals	Write-In: Not Assigned	Total Votes Cast	Overvotes	Undervotes
102	82	322	0	0	404	0	87							
106	156	555	4	4	715	0	140							
110	71	202	1	1	274	0	91							
118	316	1,129	3	3	1,448	1	283							
122	176	556	3	3	735	0	136							
134	734	1,917	6	6	2,657	0	499	1,563	1,292	13	13	2,868	1	287
136	465	1,265	8	8	1,738	0	382	1,124	758	17	17	1,899	1	220
140	273	573	3	3	849	0	167	415	495	3	3	913	0	103
146	657	1,480	6	6	2,143	2	437	1,297	1,020	23	23	2,340	1	241
152	450	1,745	1	1	2,196	0	308							
154	526	1,613	3	3	2,142	0	308							
156	296	864	4	4	1,164	0	166							
162	358	1,098	5	5	1,461	1	177							
166	71	253	2	2	326	0	42							
178	481	1,431	4	4	1,916	2	328							
182	421	1,186	6	6	1,613	0	240							
Totals	5,533	16,189	59	59	21,781	6	3,791	4,399	3,565	56	56	8,020	3	851

Custom Table Report
 Polk County May 2020 Primary Election
 May 19, 2020

OFFICIAL RESULTS

Polk

	City of Salem, Councilor, Ward 1 City of Salem, Ward 1						27-131 Perrydale School District Perrydale School District 21					
	VOTE FOR 1						VOTE FOR 1					
	Virginia Stapleton	Jan Kallweit	Write-In Totals	Write-In: Not Assigned	Total Votes Cast	Overvotes	Undervotes	Yes	No	Total Votes Cast	Overvotes	Undervotes
102								0	48	56	0	4
106								51	238	289	0	44
140	394	482	5	5	881	0	135					
152								0	2	2	0	0
Totals	394	482	5	5	881	0	135	59	288	347	0	48



CERTIFIED TO BE A TRUE AND
 CORRECT COPY OF THE ORIGINAL
 VALERIE UNGER, Polk County Clerk

By *Valerie Unger* Deputy