

Recommended Additional Revisions to Ordinance Bill No. 6-19

Code Graphics – SRC Chapters 800 & 806:

(The below graphics are recommended to be included in SRC Chapter 800 and 806)

FIGURE 800-6. PEDESTRIAN CONNECTIONS BETWEEN BUILDING ENTRANCES AND STREET

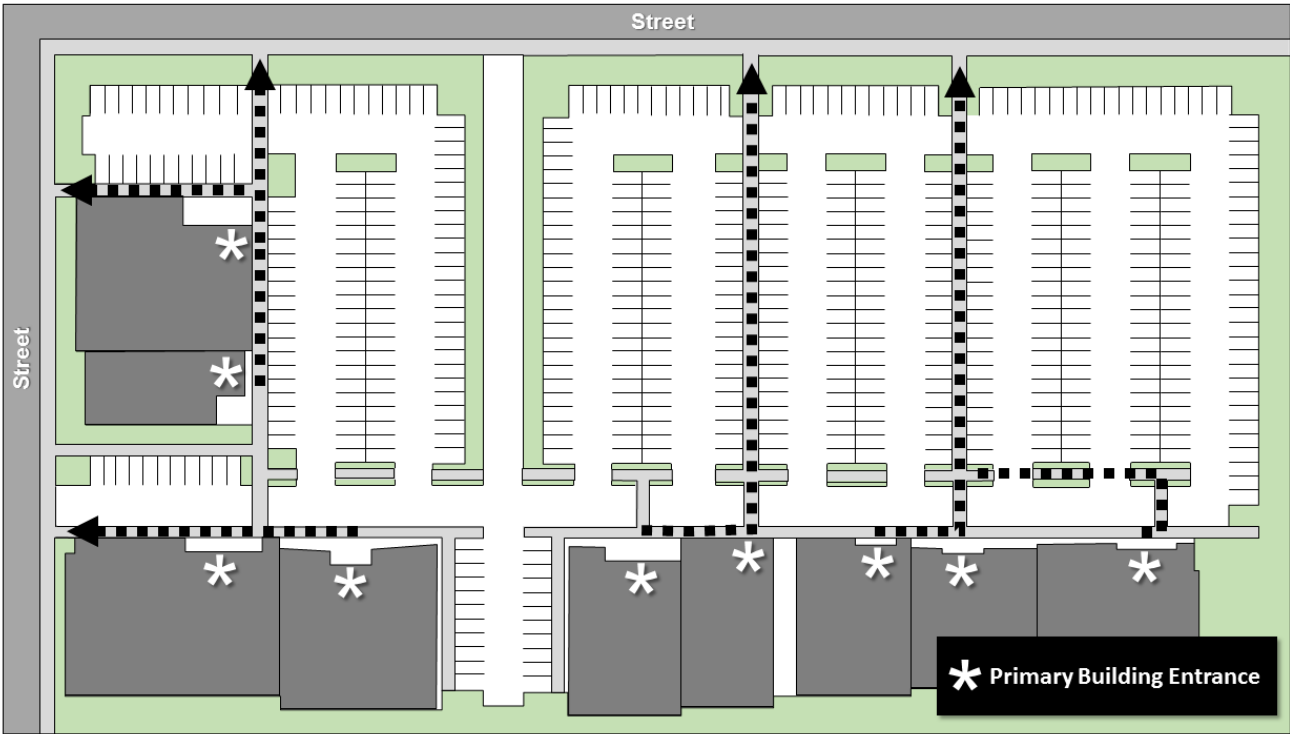


FIGURE 800-7. PEDESTRIAN CONNECTIONS ABUTTING TRANSIT ROUTE

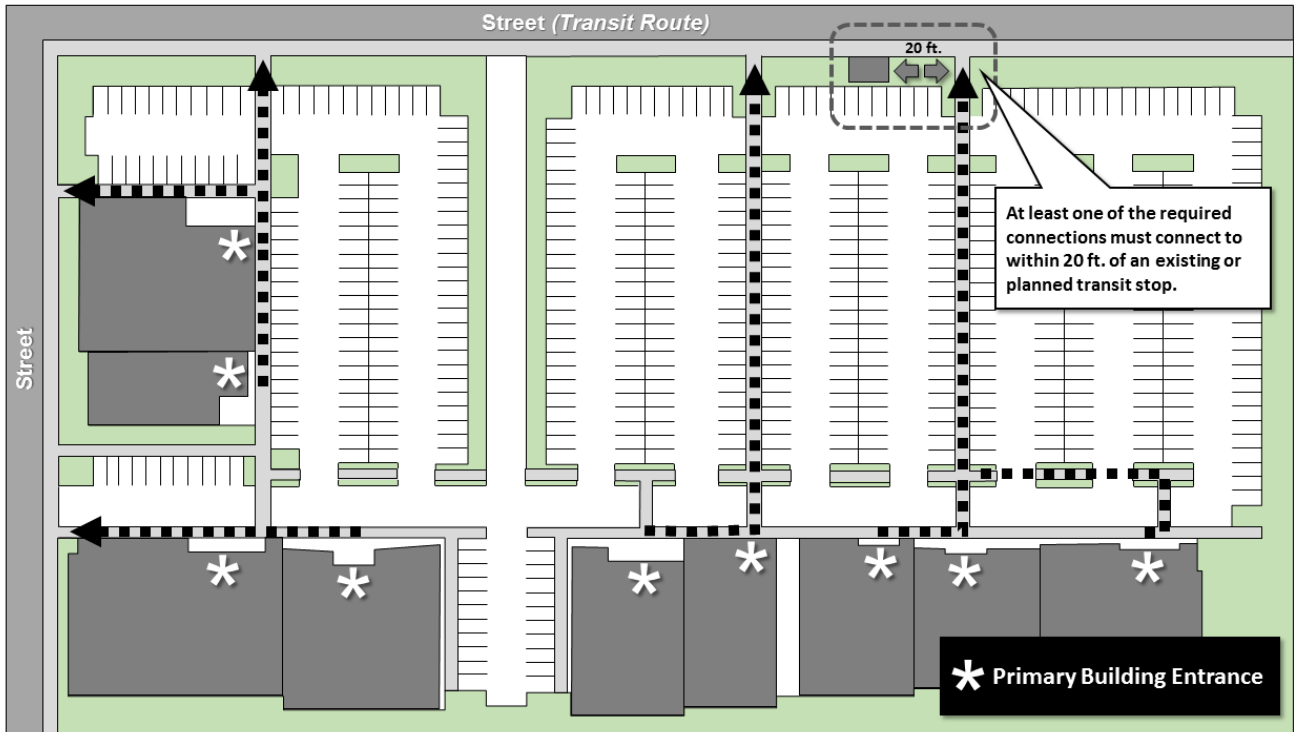


FIGURE 800-8. PEDESTRIAN CONNECTIONS THROUGH OFF-STREET PARKING AREAS

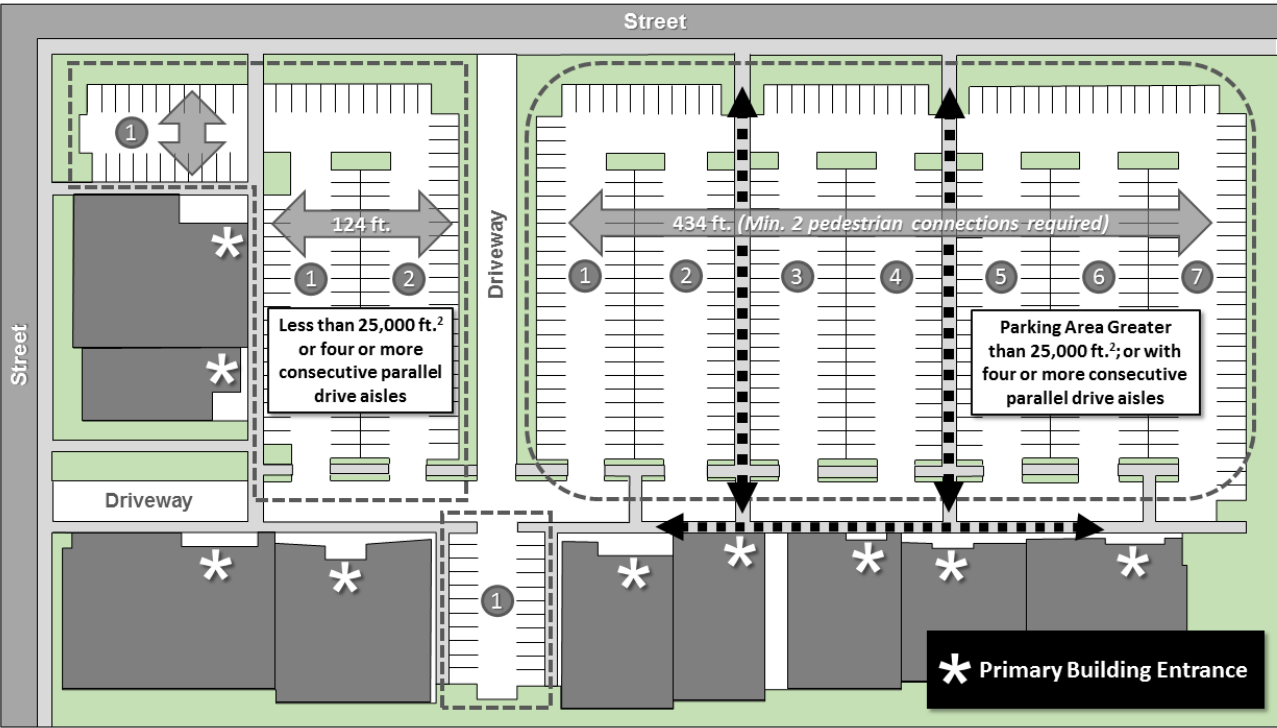


FIGURE 806-10. EXAMPLES OF BIKE RACKS THAT DO AND DO NOT MEET STANDARDS

Bike Racks That <u>MEET</u> Standards		Bike Racks That <u>DO NOT MEET</u> Standards		
<p>Staple/Inverted</p>	<p>Post & Ring</p>	<p>Wave</p>	<p>Spiral</p>	<p>Bollard</p>
<p>Loop</p>		<p>Schoolyard</p>	<p>Wheel Well</p>	<p>Coat Hanger</p>
<p>Note: These bike rack styles support the bike frame in a stable position in two or more places a minimum of six-inches horizontally apart without damage to wheels, frame, or components; allow the frame and at least one wheel to be locked with a U-shaped shackle lock; and support a wide variety of bikes.</p>		<p>Note: These bike rack styles do not support the bike frame in a stable position in two or more places a minimum of six-inches horizontally apart; do not allow the frame and at least one wheel to be locked with a U-shaped shackle lock; or include features that limit the types of bikes that can be accommodated and which can promote damage to wheels and frames.</p>		