

*City of Salem Department of Community Development*

# EDGEWATER Area

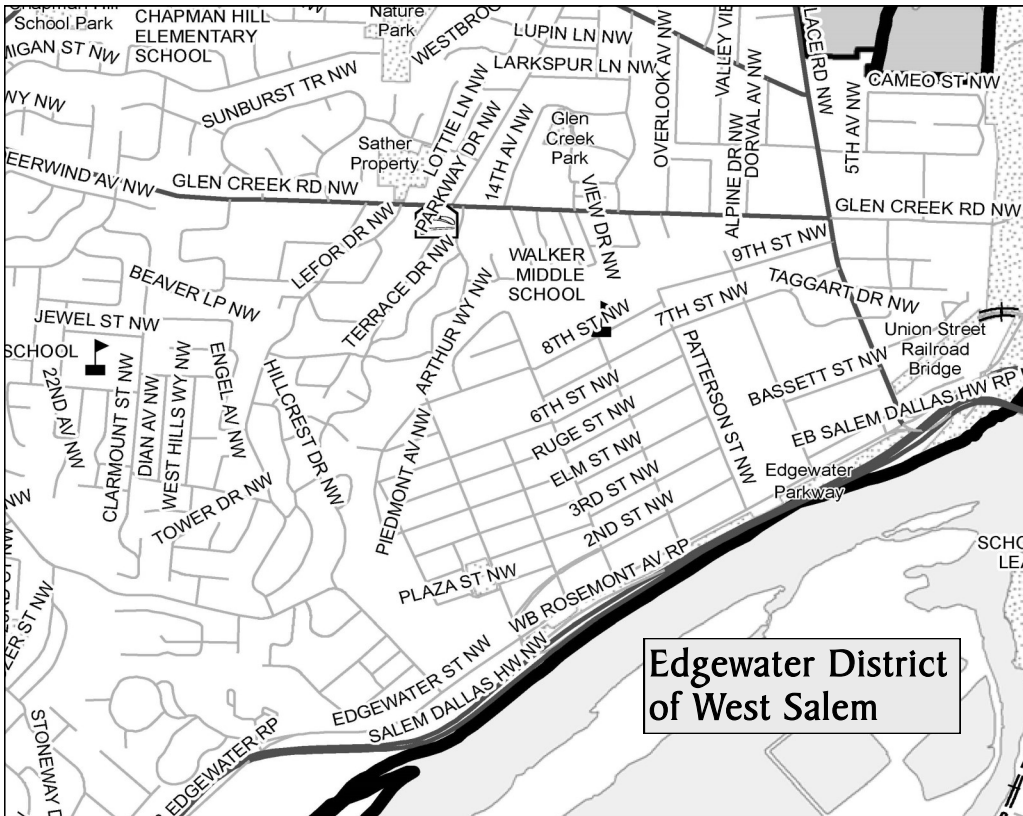
## & West Salem NEIGHBORHOOD PROFILE



The Neighborhood Partnership Program  
Assets and Indicators *December 2017*

This page has intentionally been left blank.

# EDGEWATER AREA NEIGHBORHOOD PARTNERSHIP



The Neighborhood Partnership (NP) Program is a collaborative process that engages stakeholders to work together to identify and address issues in specific neighborhood areas. Stakeholders include schools, churches, community groups, City of Salem and anyone interested in livability of the neighborhood area.

In 1997, in response to an increased need for social services in the South East Salem Neighborhood Association (SESNA) area, the City, in conjunction with area stakeholders, formed a Steering Committee. Over the years, the structure has changed, but the Partnership

Program still serves to solicit neighborhood input, guide the process, set goals and coordinate a variety of efforts to improve neighborhood livability. Through a competitive application process, the Edgewater District of West Salem was selected to receive City support as a Neighborhood Partnership Area (January 2014 - December 2015), and then selected for two additional terms (through December 2019).

Proposals are evaluated by City staff and scored based upon demonstrated neighborhood need, goals and readiness of partners to work with the City in addressing them. The Edgewater Area's high score reflected the great community building work that is already happening in this part of town, as well as partners' commitment to increasing community connectivity, promoting a safe environment, increasing community activities and opening a community center.

Over the past four years, the group expanded from 9 original partners to 123, developed Edgewater resource materials, organized annual Super Saturday celebrations, supported Nuestra Casa a learning/ community center, supported many neighborhood clean ups and celebrations, Edgewater Art Walks, monthly Edgewater Walking Cruises, and information hubs. 2018 plans include town halls and exploring opportunities to replicate efforts throughout West Salem.

*The total value of the increased civic activity and positive connections made due to Partnership efforts in the Edgewater Area is incalculable. Benefits, which can extend beyond the boundary of the Partnership area, include tool development, community connections, lessons learned, and projects that can be replicated in other neighborhoods.*

## Contents

The pages that follow outline Partnership efforts in this area over the last year as well as indicators of community change for West Salem, and when possible, the Edgewater Area specifically, such as shifts in homeownership versus rental housing, changes in demographics, crime trends and park vandalism. The direct impact Partnership efforts have had on these indicators of community change is difficult to conclude.

**Page 4** - Edgewater Partnership Roster

**Page 6** - Partnership Impact

**Page 10** - Demographics

**Page 15** - Civic Engagement

**Page 16** - Community Assets

**Page 19** - Crime Summary

## EDGEWATER PARTNERSHIP, DECEMBER 2017 ROSTER

As of December 2017 the Edgewater Partnership was made up of 123 neighbors and partners. Some attend regular monthly meetings. Others prefer to receive and share information, participating in meetings as their schedules allow.

Twelve monthly meetings were held in 2017. Average attendance was 11 people.

David Ablott	Neighbor, Soma Church
Lucille Alley	Friend of Edgewater
Steve Anderson	LDS Church, Edgewater Co-Chair
Elisa Andrade	W Salem Neighbor, Mano a Mano
Andrew Arndt	West Salem Boys & Girls Club
Nancy Baldwin	Salem Health
Tory Banford	City of Salem Urban Development
Rachel Barnhardt	Former Edgewater Neighbor, Volunteer
Marybeth Beal	NW Human Services W Salem Clinic
Katie Beavert	Edgewater Resident, Garden Volunteer
Chuck Bennett	City of Salem Mayor
Lance Betros	Friend of Edgewater
Linda Bierly	W Salem Neighbor, Salem Parks
Erin Boers	Edgewater Neighbor, Early Learning Hub
Herm Boes	Salem Leadership Found, WS Neighbor
Corrie Book	WSHS Teacher, Teen Action Team Advisor
Colleen Bradford	DHS Self Sufficiency, Polk County
Alex Brink	Walker Middle School Counselor
Carol Cahill	Edgewater Neighbor
Lisa Carignan	Cherriots
Rachel Carpenter	Walker MS Parent
Sylvia Cervantes	NW Human Services Health Navigator
Nicole Charlson	Edgewater Neighbor
Luc Charwin	Edgewater Neighbor, CERT Volunteer
Carson Clews	Karate for Kids & West Salem Neighbor
Julie Conn-Johnson	SK School Dist STEP Liaison
Cindy Cuellar	Edgewater Neighbor
Diana Cvitanovich	Polk County Development Corporation
Cecilia DeSantis Urbani	W Salem Neighbor and Lions Member
Janice Devito	W Salem Neighbor
Amanda Deyerle	Edgewater Neighbor
Deb Dionesotes	Job Connection Employment Specialist

Irma Dowd	Salem Neighborhood Services Coordinator
Kim Dwyer	Polk County Juvenile Department
Peter Ellis	Kingwood Bible Youth Pastor
Nathan Ensiz	Kingwood Bible Lead Pastor
Tim Fahndrich	thirdRiver (social media), W Salem neighbor
Corri Falardeau	Family Building Blocks Early Head Start
Nick Fortey	West Salem Neighbor
Jessica Friel	Edgewater Neighbor
Alinna Ghavami	Polk Co Healthy Communities Coord
Bill Gilson	Hispanic Christian Church
Crystal Givens	Life Church of Salem
Annie Gorski	City Urban Development
Margrethe Gregg	West Salem Neighbor
Ivette Guevara	Family Building Blocks
Robert Haley	Edgewater Neighbor, gardener
Amy Hammerstrom	Safe Families for Children
Jason Hauray	West Salem Neighbor
Valerie Hendl	Edgewater Neighbor
Flora Hernandez	Community Action Energy Services
Sharon Heuer	Salem Health Community Benefits
Skye Hibbard	Salem Health Community Education
Jared Hibbard-Swanson	Marion-Polk Food Share
Dwayne Hilty	Soma Church Pastor, Edgewater Neighbor
Julie Hilty	Edgewater Neighbor, Soma Church
Judy Hunter	West Salem Neighbor
Laurie Jacobs	Neighbor, Soma Church
Riley Jacobs	Neighbor
Arlene Janssens	Thrivent Financial, Lutheran Church
Ann Jaynes	Soma Church
Rod Johnson	NW Human Services
Angie Jones	West Salem Neighbor, Walker Afterschool

**CONTINUED ON NEXT PAGE**

## EDGEWATER PARTNERSHIP, DECEMBER 2017 ROSTER

### CONTINUED FROM PREVIOUS PAGE

Cara Kaser	Ward 1 City Councilor
Tyler Keck	Lives and works in West Salem
Melissa Kidd	Cherriots Mobility Coordinator
Tim Knight	Boys and Girls Club Art Director
JoAnn Kobel	Friend of Edgewater
Nicole Kraus	West Salem Neighbor
Carol Kroker	Soma Church
Jerry Kroker	Soma Church
Kristin Kuenz-Barber	NW Human Services
Jim Lewis	Ward 8 City Councilor
Misha Lind	West Salem Boys and Girls Club Director
Melissa Lindley	Willamette Valley Hospice Outreach
Cesar Lopez	West Salem Neighbor
Jeremy MacKay	Ace Hardware Manager, WS Rotary
Surabhi Mahajan	Marion-Polk Food Share
Lynette Martino	Retired City Planner and neighbor
Sara Matthews	FBB Home Visitor & Outreach Coordinator
Greta Mauze	Edgewater Resident, Salem Health
Merrily McCabe	West Salem Neighbor
Kelly McNabb	Edgewater Neighbor
Patrick McNabb	Edgewater Neighbor
Eric Moffitt	Salem Police
Kendra Morgan	Shangri-La Youth & Family Services
Kelli Monaghan	Friend of Edgewater
Jerry Mullins	Zao Fit, interested in walk group
Paul Null	West Salem Baptist Church Pastor
Jennifer O'Connell	Edgewater Neighbor
Craig Oviatt	Dream Center/City Vibe Dir, WS Neighbor
Sharma Owens	SK School Dist STEP Youth Advocate
Jennifer Palanuk	SLF Community Partnership Team Coord
Nikki Paxton	W Salem Neighbor, Honey Mustard Lane
Joseph Penner	Neighbor, Coffee Roasting Business

Dawn Piersma	Rental Owner
Alan Pollock	Friend of Edgewater
Terri Pouliot	West Salem Neighbor
Jessica Preis	City of Salem Neighborhood Coordinator
TJ Putman	Family Promise Executive Director
Brady Rogers	City of Salem Neighborhood Administrator
Lynda Rose	Executive Assistant to the Mayor
Katrina Rothenberger	Polk Co Public Health Assessment
Marvin Sannes	Owner of West Salem City Hall Building
Laurie Shaw Casarez	City of Salem Youth Development Coord
Shannon Shields	West Salem Neighbor, Soma Church
Karin Shinn	Edgewater Neighbor
Michael Sommer	Salem Police
Evan Sorce	WS Neighbor, Polk Co SIT
Richard Stainbrook	Edgewater Neighbor, Garden Volunteer
Jennifer St George	Urban Grange Owner, Edgewater Neighbor
Randy St George	Urban Grange Owner, Edgewater Neighbor
Jeanine Stice	5210 Initiative, Health Map Project
Kenji Sugahara	West Salem Neighbor
Heather Swanson	West Salem Neighbor
Caleb Wallace	Sale Leadership Intern
Jim Welsh	Salem Police Crime Prevention Sgt.
Verena Wessel	Friend of Edgewater
Douglas Wilson	LDS Church, Eola Hills Ward
Vivian Wiser	Edgewater Neighbor
Cheryl Witters	Edgewater Neighbor
Donald Yon	West Salem Neighbor
Jory Xavier	Edgewater Neighbor



# 2014 Edgewater Neighborhood Area Partnership Impact

## Vision, Goals and Actions Summary for 2014

**VISION** The Edgewater District is a healthy, safe and vibrant community where diverse families and businesses can thrive together.

### GOAL #1 Increase Community Connections.

- ◆ Grew membership from 9 original partners to 49 by year end.
- ◆ Held 12 regular meetings plus numerous project team meetings.
- ◆ Developed, periodically updated, and distributed Edgewater free resources calendars to hundreds of neighbors and partners.

### What we LOVE most about Edgewater

(comments from goal setting discussions) Sense of Community • Passionate People • Heart to Serve • Passionate kids inspire passionate, engaged adults • Cultural Diversity • Positive Changes • Community Pride • Hope • Groups work well together • People encourage/support the underdogs • People • It's a "Front Porch" Neighborhood • Opportunity to be involved with neighborhood • Friendly neighbors • Relationships • Proximity of people to places • walkable • "Downtown" of West Salem • Businesses • Lots of different people are out and about • Character/variety of housing • Where West Salem Begins

### GOAL #2 Cultivate a Safe and Healthy Environment.

### GOAL #3 Enhance Neighborhood Pride.

- ◆ Open Community Partnership Center [supported Nuestra Casa a learning/community center for Edgewater, specifically the children's library room. Dream Center received keys in June 2014]
- ◆ Walker Beautification [supported 5-31-14 effort, 17 people contributed 106 hrs]
- ◆ Edgewater Cleanup [supported 6-14-14 effort, 24 people contributed 72 hours]
- ◆ Super Saturday Event [organized first on 6-21-14, 122 people contributed 634 hrs, countless connections made]
- ◆ National Night Out [supported 3 Edgewater parties 8-5-14]
- ◆ West Salem Boys and Girls Club BBQ [supported first community BBQ 7-18-14]
- ◆ West Salem BGC Awards Night [supported 8-27-14 family event, 100 attended]
- ◆ Neighborhood Walks [Walking on the Edge, weekly walk group began 10-4-14]
- ◆ Art Walk [organized first Edgewater Art Walk 12-5-14, more planned for 2015]
- ◆ Food Boxes [supported approx. 11.9 tons of food delivered to West Salem families 12-15-14]

## Leveraged Contributions Summary for 2014

### COMMUNITY CONTRIBUTIONS

Time Period	Volunteer Hours	In-Kind Hours	In-Kind Donations	Total est. value (including volunteer hours, in-kind hours and donations)
Jan to March 2014	22 hrs \$487	59.5 hrs \$1,683	\$220	\$2,390
April to June 2014	472.5 hrs \$10,462	414.5 hrs \$11,726	\$19,902	\$42,090
1 <sup>st</sup> 6 mo TOTAL	494.5 hrs \$10,949	474 hrs \$13,409	\$20,122	\$44,480
July to Sept 2014	234 hrs \$5,278	169 hrs \$4,852	\$4,038	\$14,168
Oct to Dec 2014	618.5 hrs \$13,947	100 hrs \$2,870	\$10,804	\$27,621
2 <sup>nd</sup> 6 mo TOTAL	852.5 hrs \$19,225	269 hrs \$7,722	\$14,842	\$41,789
<b>TOTAL 2014</b>	<b>1,347 hrs \$30,174</b>	<b>743 hrs \$21,131</b>	<b>\$34,964</b>	<b>\$86,269</b>

### CITY OF SALEM CONTRIBUTIONS

The City of Salem budgeted \$2,800 for the Edgewater Neighborhood Area Partnership in 2014 (\$1,400 for each 6 month period) to spend on improving neighborhood livability in accordance with the groups' vision. The money was spent on printing and supplies for various projects.

City Staff time is spent on Edgewater Area Partnership Program efforts, including Police and Fire attendance at community meetings and events. This is in addition to the Partnership Program Coordinator's work.

January to March 2014, 0 hours

April to June 2014, 20 hours

July to September 2014, 1 hour

October to December 2014, 1 hour

**TOTAL 2014, 22 hours**

# 2015 Edgewater Neighborhood Area Partnership Impact

## *Vision, Goals and Actions Summary for 2015*

**VISION** The Edgewater District is a healthy, safe and vibrant community where diverse families and businesses can thrive together.

### **GOAL #1** Increase Community Connections.

- ◆ Grew membership from 9 original partners to 66 over two years.
- ◆ Held 12 regular meetings plus numerous project team meetings.
- ◆ Developed, periodically updated, and distributed Edgewater free resources calendars to hundreds of neighbors and partners.

### **What we LOVE most about Edgewater**

(comments from goal setting discussions) Sense of Community • Passionate People • Heart to Serve • Passionate kids inspire passionate, engaged adults • Cultural Diversity • Positive Changes • Community Pride • Hope • Groups work well together • People encourage/support the underdogs • People • It's a "Front Porch" Neighborhood • Opportunity to be involved with neighborhood • Friendly neighbors • Relationships • Proximity of people to places • walkable • "Downtown" of West Salem • Businesses • Lots of different people are out and about • Character/variety of housing • Where West Salem Begins

### **GOAL #2** Cultivate a Safe and Healthy Environment.

### **GOAL #3** Enhance Neighborhood Pride.

- ◆ Neighborhood Walks [Walking on the Edge, weekly walk group began 10-4-14, continued through March, 2015. In spring a West Salem Neighbor started a walk through Just Walk Salem]
- ◆ Dream Center Families [supported installation of community garden and purchase of sports equipment in June and camp scholarships in August]
- ◆ West Salem Boys and Girls Club [supported May awards night, summer meals program and Family Holiday Dinner]
- ◆ Super Saturday Event [organized 2<sup>nd</sup> on 6-13-15, 45 people contributed 190 hrs, countless connections made]
- ◆ National Night Out [supported 5 Edgewater parties 8-2-15]
- ◆ Edgewater Community Garden [year-round publicity and supported improvement of fencing in October]
- ◆ Supported 5th grader's leaf raking project in November-- "The Milo Project"-- and helped share his story
- ◆ Food Boxes [supported almost \$6,000 worth of food delivered to West Salem families in November]
- ◆ Supported 2<sup>nd</sup> Boys and Girls Club/Edgewater Art Walk 12-12-15 [more planned for 2016]
- ◆ Discussion of "Edgewater Network of Communication" idea

## *Leveraged Contributions Summary for 2015*

### **COMMUNITY CONTRIBUTIONS**

Time Period	Volunteer Hours	In-Kind Hours	In-Kind Donations	Total est. value (including volunteer hours, in-kind hours and donations)
Jan to March 2015	29 hrs \$654	42 hrs \$1,206	\$220	\$2,080
April to June 2015	475 hrs \$10,712	382 hrs \$11,054	\$20,238	\$42,004
1 <sup>st</sup> 6 mo TOTAL	504 hrs \$11,366	426 hrs \$12,260	\$20,458	\$44,084
July to Sept 2015	49 hrs \$1,130	32 hrs \$934	\$7,950	\$10,014
Oct to Dec 2015	645 hrs \$14,879	324 hrs \$9,461	\$7,170	\$31,510
2 <sup>nd</sup> 6 mo TOTAL	694 hrs \$16,009	356 hrs \$10,395	\$15,120	\$41,524
<b>TOTAL 2015</b>	<b>1,198 hrs \$27,375</b>	<b>782 hrs \$22,655</b>	<b>\$35,578</b>	<b>\$85,608</b>

### **CITY OF SALEM CONTRIBUTIONS**

The City of Salem budgeted \$2,800 for the Edgewater Neighborhood Area Partnership in 2015 (\$1,400 for each 6 month period) to spend on improving neighborhood livability in accordance with the groups' vision. The money was spent on printing and supplies for various projects.

City Staff time is spent on Edgewater Area Partnership Program efforts, including Police and Fire attendance at community meetings and events. This is in addition to the Partnership Program Coordinator's work.

*January to March 2015, 0 hours*

*April to June 2015, 20 hours*

*July to September 2015, 0 hours*

*October to December 2015, 0 hours*

**TOTAL 2015, 20 hours**

# 2016 Edgewater Neighborhood Area Partnership Impact

## Vision, Goals and Actions Summary for 2016

**VISION** The Edgewater District is a healthy, safe and vibrant community where diverse families and businesses can thrive together.

**GOAL #2** Cultivate a Safe and Healthy Environment.

**GOAL #3** Enhance Neighborhood Pride.

**GOAL #1** Increase Community Connections.

- ♦ Grew membership from 9 original partners to 85 over three years.
- ♦ Held 12 regular meetings plus numerous project team meetings.
- ♦ Formed new Connections Project Team in March.
- ♦ Neighborhood Walks [Promoted weekly Just Walk Salem Keizer walks]
- ♦ Continued sharing information at Urban Grange, our first "Information Hub" and established a new one at the West Salem Boys and Girls Club.
- ♦ Developed, updated, and distributed hundreds of free resource calendars and created new bookmark of opportunities to connect.
- ♦ Submitted Edgewater articles to West Salem Service Integration Team Newsletters.

- ♦ Community Gardens [ongoing publicity plus funds for installation of new garden at Interfaith Hospitality Network and expansion/improvements to Edgewater Garden]
- ♦ Organized nine monthly Edgewater Walking Cruises to showcase neighborhood and connect neighbors.
- ♦ Super Saturday Event [organized 3<sup>rd</sup> on 6-18-16, 78 people contributed 370 hours, countless connections made]
- ♦ Purchased and shared Slow Down for Kids signs throughout neighborhood in June.
- ♦ National Night Out [encouraged 4 parties and one walk]
- ♦ Supported 2<sup>nd</sup> annual youth-led leaf raking project in November, "The Milo Project" and helped share his story.
- ♦ Food Boxes [financially supported 9,853 pounds of food being delivered to West Salem families in November]
- ♦ Promoted Salem Dream Center Holiday Projects including food boxes, Dream Trees, Santa's Workshop and Sneaky Elf that served hundreds of Edgewater families in December.

## Leveraged Contributions Summary for 2016

### COMMUNITY CONTRIBUTIONS

Time Period	Volunteer Hours	In-Kind Hours	In-Kind Donations	Total est. value (including volunteer hours, in-kind hours and donations)
Jan to March 2016	23 hrs \$531	59 hrs \$1,723	\$210	\$2,464
April to June 2016	208 hrs \$4,779	272 hrs \$7,943	\$14,515	\$27,257
1 <sup>st</sup> 6 mo TOTAL	231 hrs \$5,330	331 hrs \$9,666	\$14,725	\$29,721
July to Sept 2016	79 hrs \$1,861	49 hrs \$1,431	\$490	\$3,782
Oct to Dec 2016	934 hrs \$22,004	91 hrs \$2,657	\$4,817	\$29,478
2 <sup>nd</sup> 6 mo TOTAL	1,013 hrs \$23,865	140 hrs \$4,088	\$5,307	\$33,2620
<b>TOTAL 2016</b>	<b>1,244 hrs \$29,195</b>	<b>471 hrs \$13,754</b>	<b>\$20,032</b>	<b>\$62,981</b>

### CITY OF SALEM CONTRIBUTIONS

The City of Salem budgeted \$2,800 for the Edgewater Neighborhood Area Partnership in 2016 (\$1,400 for each 6 month period) to spend on improving neighborhood livability in accordance with the groups' vision. The money was spent on printing and supplies for various projects.

City Staff time is spent on Edgewater Area Partnership Program efforts, including Police and Fire attendance at community meetings and events. This is in addition to the Partnership Program Coordinator's work.

*January to March 2016, 2 hours*

*April to June 2016, 20 hours*

*July to September 2016, 4 hours*

*October to December 2016, 2 hours*

**TOTAL 2016, 28 hours**



# 2017 Edgewater Neighborhood Area Partnership Impact

## *Vision, Goals and Actions Summary for 2017*

**VISION** The Edgewater District is a healthy, safe and vibrant community where diverse families and businesses can thrive together.

### **GOAL #1** Increase Community Connections.

- ◆ Grew membership from 9 original partners to 123 over four years.
- ◆ Held 12 regular meetings plus numerous Connections Team and other project team meetings.
- ◆ Shared at our “Information Hubs” at Urban Grange , Boys and Girls Club and our newest, a Community Board at West Salem Park which we installed and organized a ribbon-cutting during the summer.
- ◆ Maintained Facebook page, developed, updated, and distributed hundreds of free resource lists, opportunities-to-connect bookmarks, event flyers.
- ◆ Submitted monthly Edgewater articles to the West Side Newspaper and West Salem Service Integration Team Newsletters.
- ◆ Joined Community Partnership Team Collaborative in Oct. with North, East and South Salem Teams, expanding capacity to strengthen Edgewater.

### **GOAL #2** Cultivate a Safe and Healthy Environment.

### **GOAL #3** Enhance Neighborhood Pride.

- ◆ Community Gardens [ongoing publicity for gardens plus funding for Boys and Girls Club Master Gardener Program]
- ◆ Edgewater Walking Cruises [organized eleven to showcase neighborhood and connect neighbors, avg. attendance 23]
- ◆ “Team Edgewater” [organized for the Mad Hatter Dash 5K ]
- ◆ Weekly neighborhood walks [promoted through Just Walk]
- ◆ Neighborhood Beautification [Supported 11<sup>th</sup> Annual Walker Beautification Day in May. Neighbors spent a combined 550 hours cleaning up the school and grounds]
- ◆ Super Saturday Event [June 17 organized 4<sup>th</sup> annual, 73 people contributed 370 hours, countless connections made]
- ◆ National Night Out [created kits, encouraged 4 parties]
- ◆ Food Boxes [financially supported 675 Walker Students in serving 148 community members in November]
- ◆ Dream Center Holiday Projects [promoted food boxes, Dream Trees/Santa’s Workshop serving 100s of Edgewater families]
- ◆ “Operation Sneaky Elf” [purchased cookies, promoted opportunity, supported delivery of cookies and notes to 1,019 Edgewater homes early in the morning on December 25.

## *Leveraged Contributions Summary for 2017*

### COMMUNITY CONTRIBUTIONS

Time Period	Volunteer Hours	In-Kind Hours	In-Kind Donations	Total est. value (including volunteer hours, in-kind hours and donations)
Jan to March 2017	41 hrs \$966	54 hrs \$1,577	\$295	\$2,838
April to June 2017	774 hrs \$18,235	374 hrs \$10,921	\$11,096	\$40,252
1 <sup>st</sup> 6 mo TOTAL	815 hrs \$19,201	428 hrs \$12,496	\$11,391	\$43,090
July to Sept 2017	173 hrs \$4,176	90 hrs \$2,628	\$1,075	\$7,879
Oct to Dec 2017	1,213 hrs \$29,282	167 hrs \$4,876	\$4,745	\$38,903
2 <sup>nd</sup> 6 mo TOTAL	1,386 hrs \$33,458	257 hrs \$7,504	\$5,820	\$46,782
<b>TOTAL 2017</b>	<b>2,201 hrs \$52,659</b>	<b>685 hrs \$20,002</b>	<b>\$17,211</b>	<b>\$89,872</b>

### CITY OF SALEM CONTRIBUTIONS

The City of Salem budgeted \$2,800 for the Edgewater Neighborhood Area Partnership in 2016 (\$1,400 for each 6 month period) to spend on improving neighborhood livability in accordance with the groups’ vision. The money was spent on printing and supplies for various projects.

City Staff time is spent on Edgewater Area Partnership Program efforts, including Police and Fire attendance at community meetings and events. This is in addition to the Partnership Program Coordinator’s work.

*January to March 2016, 1 hour*

*April to June 2016, 16 hours*

*July to September 2016, 4 hours*

*October to December 2016, 5 hours*

**TOTAL 2017, 26 hours**

## WEST SALEM DEMOGRAPHICS

2010 CENSUS SUMMARY PROFILE		Edgewater Census Tract 41053005100	West Salem Neighborhood	City of Salem
Age	Population under age 18	27.8%	25.8%	25%
	Population over age 65	6.2%	14.8%	12.1%
	Median Age	32 yrs	38.5 yrs	34.9 yrs
Housing	Total Occupied Housing Units	92.6%	94%	93.5%
	Owner Occupied	38.8%	67.4%	56.2%
	Avg Household Size, owner occupied	2.48	2.64	2.6
	Renter Occupied	61.2%	32.6%	43.8%
	Avg Household Size, renter occupied	2.48	2.39	2.49
Household	Total Number of Households	867	10,170	57,241
	Households with one person	32.8%	24.8%	28.7%
	Households with two + people	67.2%	75.2%	71.3%
	Family Households	54.4%	69.1%	63.4%
	All Households with Children	35.8%	33.6%	33.5%
	Multigenerational Households	4.6%	2.7%	3.4%
	Average Household Size	2.48	2.56%	2.55
	Average Family Size	3.19	3.06%	3.15
Income by Household	2014 Estimates			
	< \$15,000	37%	10.3%	14.3%
	\$15,000 to \$24,999	8.1%	8%	12.4%
	\$25,000 to \$34,999	6.5%	7.4%	11.4%
	\$35,000 to \$49,999	20.4%	12.4%	14.6%
	\$50,000 to \$74,999	17.1%	18%	19.2%
	\$75,000 to \$99,999	5.4%	12.4%	11%
	\$100,000 to \$149,999	4.4%	20.5%	12.1%
	\$150,000 to \$199,999	.4%	6.4%	2.8%
	\$200,000 +	.8%	4.6%	2.3%
	Median Household Income	\$32,097	\$64,218	\$46,534
	Average Household Income	\$39,328	\$83,841	\$61,549
	Per Capita Income	\$15,704	\$32,669	\$27,115

Data was compiled using Environmental Systems Research Institute (Esri) Community Analyst ([www.esri.com/ca](http://www.esri.com/ca)) with current City of Salem Neighborhood Association boundaries and City boundaries as of April 1, 2010.

**Source:** U.S. Census Bureau, Census 2010 Summary File 1. Esri converted Census 2000 data into 2010 geography.

**Data Notes:** Households with children include any households with people under age 18, related or not. Multigenerational households are families with 3 or more parent-child relationships. Multigenerational households are reported only to the tract level. Esri estimated block group data, which is used to estimate polygons or non-standard geography. Average family size excludes nonrelatives. Income is expressed in current dollars.

### ***High Poverty Hotspot***

Edgewater is a district within the West Salem Neighborhood Association. Demographics for West Salem are not an accurate representation of the Edgewater area. The Edgewater Area is a high-poverty *hotspot*.

The Census Bureau defines a poverty area *hotspot* as a tract with a poverty rate of 20 percent or more. The Oregon Department of Human Services (DHS) defines a high poverty hotspot as a census tract or contiguous group of tracts with poverty rates of 20 percent or more for two consecutive measurements.

Census tract 51 (Figure 1) in West Salem was indentified as a high poverty hotspot by the DHS Office of Forecasting, Research and Analysis measured poverty rates in the Census Bureau's 2009-2013 and 2008-2012 American Community Survey (ACS). DHS created a profile of its residents using Census Bureau, Oregon Employment Department (OED), and their own administrative data on Supplemental Nutrition Assistance Program (SNAP) clients.

*Continued on page 11*

## WEST SALEM DEMOGRAPHICS

Continued from page 10.

They state, “the purpose of the report is to identify high poverty areas and describe residents and SNAP clients living in them. Characteristics of the hotspot are compared with the county and Oregon.”

According to Census Bureau and DHS data, 15 percent of Polk County’s population, 27 percent of its poor, and 25 percent of its SNAP clients live in this area.

A copy of the DHS report can be found at <http://www.oregon.gov/dhs/business-services/ofra/Documents/High%20Poverty%20Hotspots%20Polk.pdf>

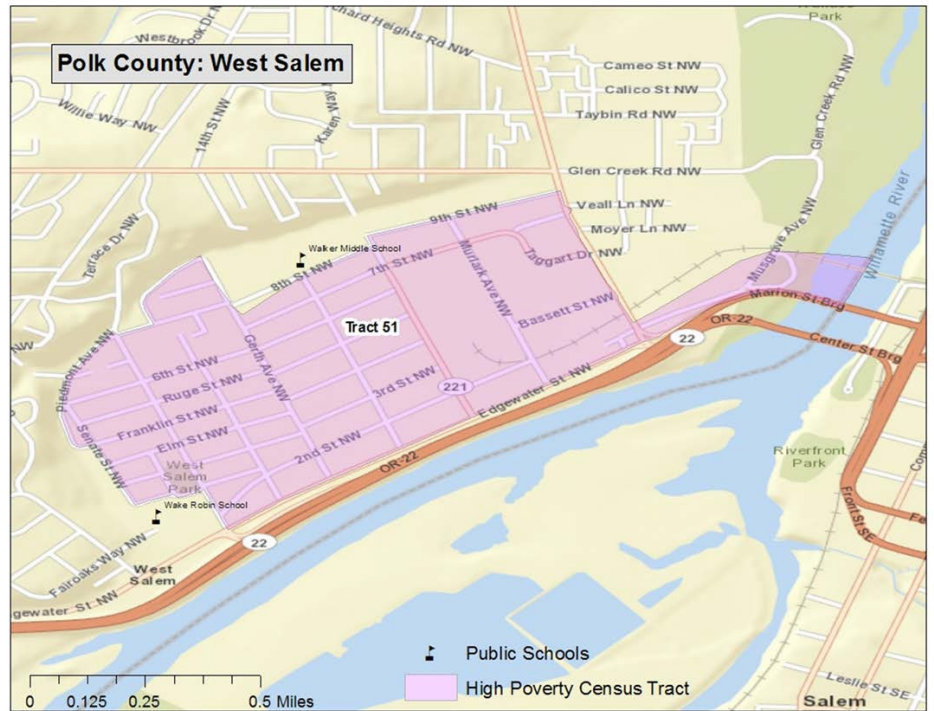


Figure 1

2017 HOUSEHOLDS BY LAND USE PLACETYPES	Single Family Residence	Duplex, Triplex Residence	Apartment Residence	Mobile Home Park Residence	Retirement Residence	Other Residence	Total Residences
West Salem Households	7,972	202	2,274	641	154	94	11,337
Edgewater/Census tract 41053005100	540	50	303	0	9	18	920

Data derived by City of Salem using Geographic Information (GIS) software and sorting the data by associated Placetypes by neighborhood with the most current information available.

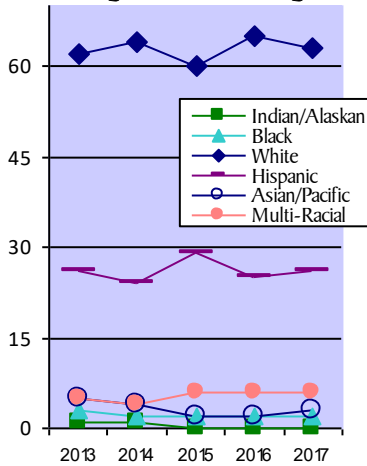
2010 CENSUS POPULATION BY RACE	Edgewater Census Tract 41053005100	West Salem	City of Salem
<b>Total Population</b>	<b>2,194</b>	<b>26,148</b>	<b>154,569</b>
- Population Reporting One Race	94.7%	95.8%	95.7%
White	77%	86.2%	79.3%
Black or African American	.5%	.7%	1.5%
American Indian/Alaska Native	3.2%	1.2%	1.5%
Asian	.6%	2.9%	2.6%
Hawaiian/Pacific Islander	.5%	.4%	1%
Some Other Race	12.9%	4.5%	10%
- Population Reporting Two or More Races	5.3%	4.2%	4.3%
<b>Total Hispanic Population</b>	<b>23.8%</b>	<b>11.2%</b>	<b>20.1%</b>

Data was compiled using Environmental Systems Research Institute (Esri) Community Analyst ([www.esri.com/ca](http://www.esri.com/ca)) with current City of Salem Neighborhood Association boundaries and City boundaries as of April 1, 2010. Source: U.S. Census Bureau, Census 2010 Summary File 1. Esri converted Census 2000 data into 2010 geography. Data Notes: Hispanic population can be of any race.

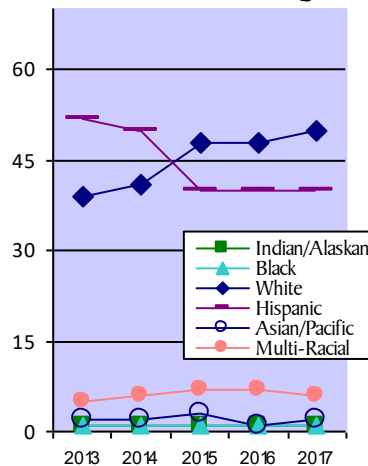
# WEST SALEM DEMOGRAPHICS

## Salem-Keizer Student Demographics on STUDENT ETHNICITY *Data from Oregon Department of Education*

**Myers Elementary**



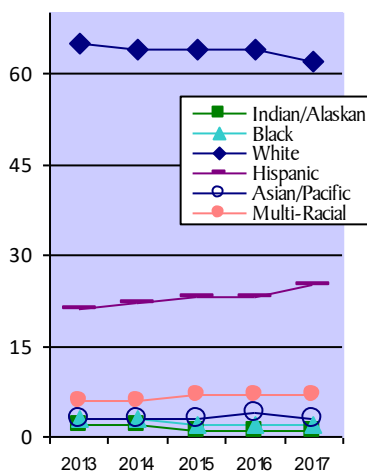
**Harritt Elementary**



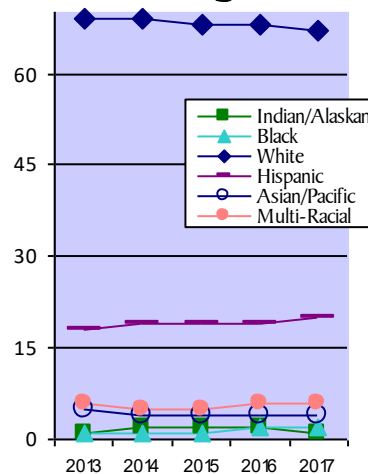
Myers Elementary	12/13	13/14	14/15	15/16	16/17
Indian/Alaskan	1%	1%	1%	0%	0%
Black	3%	2%	2%	2%	2%
White	62%	64%	60%	65%	63%
Hispanic	26%	24%	29%	25%	26%
Asian/Pacific	5%	4%	2%	2%	3%
Multi Racial	5%	4%	6%	6%	6%

Harritt Elementary	12/13	13/14	14/15	15/16	16/17
Indian/Alaskan	1%	1%	1%	1%	1%
Black	1%	1%	1%	1%	1%
White	39%	41%	48%	48%	50%
Hispanic	52%	50%	40%	40%	40%
Asian/Pacific	2%	2%	3%	1%	3%
Multi Racial	5%	6%	7%	7%	6%

**Walker Middle School**



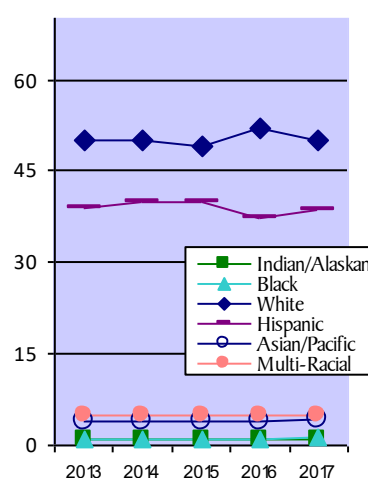
**W Salem High School**



Walker Middle School	12/13	13/14	14/15	15/16	16/17
Indian/Alaskan	2%	2%	1%	1%	1%
Black	3%	3%	2%	2%	2%
White	65%	64%	64%	64%	62%
Hispanic	21%	22%	23%	23%	25%
Asian/Pacific	3%	3%	3%	4%	3%
Multi Racial	6%	6%	7%	7%	7%

West Salem High School	12/13	13/14	14/15	15/16	16/17
Indian/Alaskan	1%	2%	2%	2%	1%
Black	1%	1%	1%	2%	2%
White	69%	69%	68%	68%	67%
Hispanic	18%	19%	19%	19%	20%
Asian/Pacific	5%	4%	4%	4%	4%
Multi Racial	6%	5%	5%	6%	6%

**All Salem-Keizer Schools**



All Salem-Keizer Schools	12/13	13/14	14/15	15/16	16/17
Indian/Alaskan	1%	1%	1%	1%	1%
Black	.9%	1%	1%	1.1%	1.3%
White	50%	50%	49%	51.9%	49.9%
Hispanic	39%	40%	40%	37.2%	38.7%
Asian/Pacific	4%	4%	4%	4%	4.3%
Multi Racial	5%	5%	5%	4.8%	4.9%

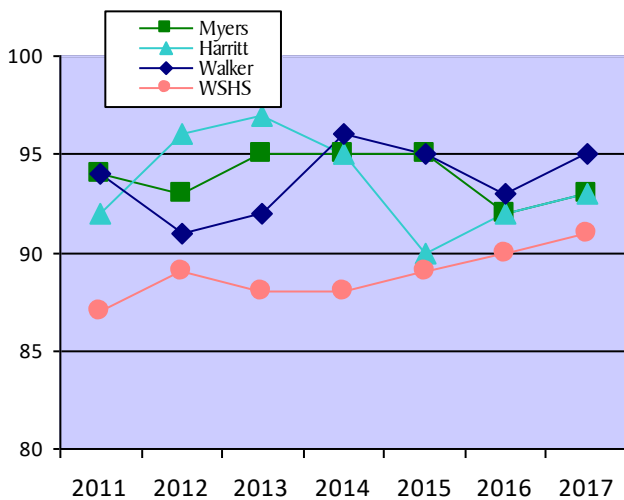
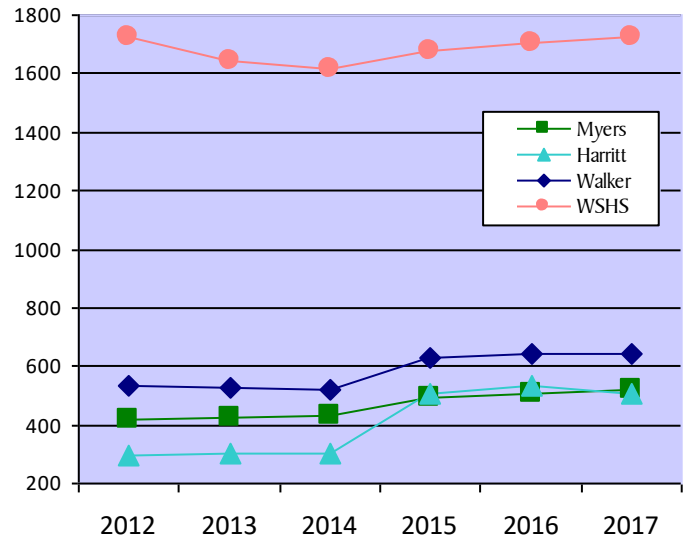
# WEST SALEM DEMOGRAPHICS

## SALEM-KEIZER STUDENT DEMOGRAPHICS

### TOTAL STUDENTS ENROLLED

school year	Myers Elementary	Harritt Elementary	Walker Middle	West Salem High School
11/12	421	292	535	1,722
12/13	427	300	528	1,646
13/14	431	299	517	1,619
14/15	490	506	631	1,676
15/16	505	537	641	1,707
16/17	522	508	643	1,726

Data from Oregon Department of Education.



### STUDENT STABILITY RATE PER SCHOOL YEAR

	11/12	12/13	13/14	14/15	15/16	16/17
Myers Elementary School	93%	95%	95%	95%	92%	93%
Harritt Elementary School	96%	97%	95%	90%	92%	93%
All Salem-Keizer Elementary	88%	89%	89%	89%	90%	93%
Walker Middle School	91%	92%	96%	95%	93%	95%
All Salem-Keizer Middle Schools	89%	89%	90%	89%	90%	92%
West Salem High School	89%	88%	88%	89%	90%	91%
All Salem-Keizer High Schools	83%	83%	90%	80%	83%	88%

Data from Salem-Keizer School District Testing Department. Data is based on October 1 enrollment. Percentage of students that maintained their enrollment the entire school year.

### STUDENT ATTENDANCE RATE PER SCHOOL YEAR

	11/12	12/13	13/14	14/15	15/16	16/17
Myers Elementary School	95%	95%	95%	94%	94%	94%
Harritt Elementary School	95%	95%	95%	94%	94%	94%
All Salem-Keizer Elementary	94%	94%	94%	94%	94%	93%
Walker Middle School	94%	95%	95%	94%	94%	94%
All Salem-Keizer Middle	93%	94%	94%	93%	92%	91%
West Salem High School	93%	93%	94%	94%	90%	90%
All Salem-Keizer High	91%	91%	91%	91%	85%	79%

Data from Salem-Keizer School District Testing Department based on June 30 Attendance Report.

### STUDENTS ABLE TO SPEAK ENGLISH WELL

	11/12	12/13	13/14	14/15	15/16	16/17
Myers Elementary School	83%	83%	84%	83%	83%	86%
Harritt Elementary School	68%	65%	69%	76%	78%	73%
All Salem-Keizer Elementary	70%	71%	54%	70%	73%	70%
Walker Middle School	97%	98%	97%	97%	94%	95%
All Salem-Keizer Middle	87%	89%	89%	91%	92%	88%
West Salem High School	98%	99%	98%	97%	94%	98%
All Salem-Keizer High	91%	93%	94%	96%	91%	95%

Percentage of students able to speak English well was calculated from the number of students who are not classified as English Language Learners. Data from Salem-Keizer School District Testing Department, based on June enrollment.

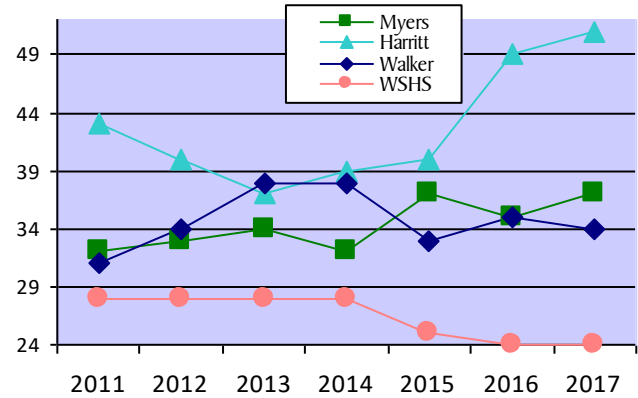


# WEST SALEM DEMOGRAPHICS

## SALEM-KEIZER STUDENT DEMOGRAPHICS

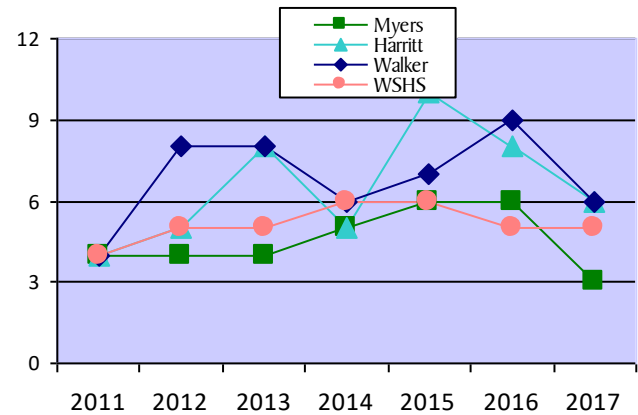
FREE LUNCH	11/12	12/13	13/14	14/15	15/16	16/17
Myers Elementary School	33%	34%	32%	37%	35%	37%
Harritt Elementary School	40%	37%	39%	40%	49%	51%
All Salem-Keizer Elementary	55%	57%	57%	60%	62%	61%
Walker Middle School	34%	38%	38%	33%	35%	34%
All Salem-Keizer Middle Schools	50%	52%	54%	56%	57%	55%
West Salem High School	28%	28%	28%	25%	24%	24%
All Salem-Keizer High Schools	44%	45%	44%	42%	53%	45%

Data from Salem-Keizer School District Testing Department based on December enrollment.



REDUCED LUNCH	11/12	12/13	13/14	14/15	15/16	16/17
Myers Elementary School	4%	4%	5%	6%	6%	3%
Harritt Elementary School	5%	8%	5%	10%	8%	6%
All Salem-Keizer Elementary	6%	6%	6%	3%	3%	3%
Walker Middle School	8%	8%	6%	7%	9%	6%
All Salem-Keizer Middle Schools	8%	7%	7%	4%	3%	3%
West Salem High School	5%	5%	6%	6%	5%	6%
All Salem-Keizer High Schools	6%	6%	6%	6%	5%	5%

Data from Salem-Keizer School District Testing Department based on December enrollment.



## STUDENTS WHO MEET OR EXCEED OREGON STATEWIDE ASSESSMENT STANDARDS

School Year	English Language Arts 3 <sup>rd</sup> -5 <sup>th</sup> Grade				Language Arts 6 <sup>th</sup> - 8 <sup>th</sup> Grade			Language Arts 11 <sup>th</sup> Grade		
	Myers	Harritt	District	State	Walker	District	State	West	District	State
14/15	52.7%	49.5%	46.8%	51.1%	73.5%	52.7%	56.4%	87.3%	71.8%	68.5%
15/16	50.6%	44.4%	45.2%	52.4%	73.9%	54.7%	56.7%	80.9%	71.7%	70%
16/17	45.1%	40.9%	41.3%	49.6%	69%	53.9%	55.2%	80.7%	74.3%	71.1%
School Year	Math 3 <sup>rd</sup> - 5 <sup>th</sup> Grade				Math 6 <sup>th</sup> - 8 <sup>th</sup> Grade			Math 11 <sup>th</sup> Grade		
	Myers	Harritt	District	State	Walker	District	State	West	District	State
14/15	37.7%	37.7%	37.8%	44.8%	61.4%	41%	42.5%	35.2%	30.1%	31.6%
15/16	34.7%	36.3%	37.4%	44.9%	57.9%	40.1%	42.8%	31.6%	32.8%	34.2%
16/17	31.3%	32.4%	34.8%	43.6%	60.9%	39.5%	41.9%	50.9%	37.9%	35.3%

Data from the Oregon Department of Education. The Smarter Balanced and alternate assessments have four performance levels where levels 3 and 4 are meeting the standard for school and district accountability. 2014-15 was the first operational year of the new English language arts and mathematical assessments.

# CIVIC ENGAGEMENT

## NEIGHBORHOOD ASSOCIATION MEETINGS

Anyone who lives, works, or own property in Salem is a member of at least one Neighborhood Association (NA). Each volunteer run group is unique. Generally, a board elected by the NA membership meets regularly to address local issues and concerns and improve their neighborhoods. NAs involve residents in local decision-making that affects their neighborhood. Associations also consider and advise on issues like City budget, park improvements, land use, transportation, crime prevention, and may organize neighborhood activities. City staff provides support and information to the NAs.

West Salem Neighborhood meets on the third Monday of each month. Prior to November 2107 the group met twice per month on the 1<sup>st</sup> and 3<sup>rd</sup> Monday. (1<sup>st</sup>/3<sup>rd</sup>, X indicates a cancelled meeting).

West Salem Neighborhood Meeting Citizen Attendance	Jan	Feb	March	April	May	June	July	Aug	Sept	Oct	Nov	Dec	Average Attendance
2012	X/32	24/25	25/29	21/31	20/12	19/12	X/15	18/22	X/12	24/9	21/33	11/X	21
2013	11/X	14/X	13/10	9/11	39/12	6/37	15/12	9/9	X/8	16/11	4/6	6/4	12
2014	13/X	10/X	18/7	17/40	6/49	8/12	15/9	9/X	X/11	12/15	15/16	10/5	15
2015	12/X	11/X	14/6	14/8	10/9	5/X	18/X	6/X	X/18	X/16	X/13	16/X	12
2016	X/20	15/10	15/17	20/27	15/25	12/5	X/16	13/23	X/35	22/22	26/14	X/X	19
2017	X/19	25/18	22/28	40/33	16/35	87/354	X/136	X/X	X/62	76/229	52	42	75

## NATIONAL NIGHT OUT BLOCK PARTIES

Each year on the evening of the first Tuesday in August, neighbors are encouraged to turn on outside lights and spend the evening outdoors with fellow neighbors and police. Police agencies support the event by attending neighborhood block parties and bringing along crime prevention information and mascots. Sponsored by the National Association of Town Watch since 1983, it is an event celebrated in all 50 states, US territories, military bases worldwide and many Canadian cities. Numbers below reflect total parties registered with the Salem Police Department and unregistered parties.

	2012	2013	2014	2015	2016	2017
West Salem	22	27	34*	39*	31*	34
Citywide	140	162	147	150	156	151

\* At least three of the parties held in 2014 were in Edgewater and received support from the Edgewater Partnership, five in 2015, four parties plus a National Night Out Walk in 2016, and three parties in 2017 plus an unknown number of informal gatherings.

# COMMUNITY ASSETS

## PARKS

---

**Chandler Nature Park**, 1590 Ptarmigan Street NW  
Park Partner: Chemeketa Biology Program

**College Heights Park**, 348 Stoneway Drive NW  
Park Partners: Church of Jesus Christ of Latter Day Saints, Salem Keizer School Dist. Transition Program

**Edgewater Parkway**, along the south side of Edgewater Street between Wallace and Rosemont  
Park Partner: Salem Keizer School Dist. Transition

**Cardinal Street Park Property** (undeveloped)  
1144 Cardinal St NW  
Park Partner: Chemeketa Biology Program

**Sather Park Property** (undeveloped)  
1504 Willie Way NW  
Park Partner: Chemeketa Biology Program

**West Salem Park**, 265 Rosemont NW  
Park Partners: Loews, Church of Jesus Christ of Latter Day Saints

**Wallace Marine Park**, 200 Glen Creek Road NW  
Park Partners: Oldcastle Materials, Oregon Lottery, Corban University

*-Park Partner information from December 2017*

## SCHOOLS

---

**Harritt Elementary School**  
2112 Linwood Street NW, Salem, OR 97304  
503-399-3457  
Principal, Melinda Wilson  
Business Partners: Larry Dalke of Dalke Construction, Meduri World Delights, Dusenbury Construction, Fresh n' Local, Allyson Puentes of Sundance Realty, Weidner Law, Lightspeed, J. Michael Poissant, PE of AKS, McDonald Orthodontics, Jim Eyre, DMD, MD, Dr. & Mrs. Harrington, Dr. E. Stephen Yao of Hope Orthopedics, West Salem Baskin Robbins, and Cycle Country

**Myers Elementary School**  
2160 Jewel Street NW, Salem, OR 97304  
503-399-3175  
Principal, Stephanie Russell  
Business Partners: Safeway and Roth's in West Salem

**Walker Middle School**  
1075 8<sup>th</sup> Street NW, Salem, OR 97304  
503-399-3220  
Principal, Paul Myers  
Assistant Principal, Colleen Johnson  
Business Partners: Yenne & Schofield Orthodontics, Columbia Bank-West Salem, West Salem Business Association, Figaro's Pizza –West Salem, Les Schwab-West Salem, Pet Etc.-West Salem, Ritchies Chevron, Salem Electric, Valley Flooring Center, Willamette Valley Hospice

**West Salem High School**  
1776 Titan Drive NW, Salem, OR 97304  
503-399-5533  
Principal, Jim Miller  
Assistant Principals, Angela Rasmussen, Terra Yates

## ACTIVITIES FOR KIDS

---

**West Salem Boys & Girls Club**  
School Days 2:30-6:30 pm, 925 Gerth St NW (\$5/year, assistance available) 503-428-0285

**Salem Dream Center**, breakfast, lunch and activities, Saturdays 9:30-noon, 1075 8th St NW, 503-560-7063

**Salem-Keizer Education Found After-School Pgm**, Mon-Thurs, 2:45-4:30 pm at Walker MS, 1075 8th St NW (\$40/term, Assistance available), 503-580-4118

## COMMUNITY ASSETS

### WEST SALEM BUSINESSES, LISTED FOR 2017

	Education	Government	Retail, Commerce, Service Businesses	Total Businesses	<i>Vacant Land</i>
West Salem	45	17	392	460	194
Edgewater/Census Tract 41053005100	6	0	112	118	7

*The City of Salem does not have a business license. Data derived by City of Salem using Geographic Information (GIS) software and sorting the data by associated Placetypes by neighborhood with the most current information available.*

### FAITH-BASED ORGANIZATIONS

#### EDGEWATER AREA

##### **Church of Jesus Christ of Latter Day Saints Eola Hills Ward and Glen Creek Wards**

3155 Eola Drive NW, 503-838-2146  
Eola Hills Ward - Bishop Moore  
Glen Creek Ward - Bishop Seare

##### **City Vibe**

Community potluck and other supports for those  
wanting to transition off the streets.  
PO Box 5007, Salem 97304  
971-208-5606

##### **Kingwood Bible Church**

1125 Elm Street NW, 503-399-9600  
Pastor Nathan Ens

##### **Peace Lutheran Church**

1525 Glen Creek Road NW, 503-362-8500  
Pastor Joe Hughes

##### **Prince of Peace Episcopal Church**

1525 Glen Creek Road NW, 503-585-1479  
Vicar-The Rev. Margaret McMurren

##### **Salem Dream Center**

Meals, activities and other supports for families  
PO Box 5976, Salem 97304  
503-560-7063  
Executive Director Craig Oviatt

##### **Life Church**

255 College Drive NW, 503-362-0362  
Don Finley, Senior Pastor

##### **West Salem Baptist Church**

1373 8<sup>th</sup> St NW, 503-362-0538  
Pastor Paul Null

##### **West Salem Christian Church**

1155 Glen Creek Road NW, 503-399-0641  
Pastor Dave Moore

##### **West Salem United Methodist Church**

1219 3<sup>rd</sup> Street NW, 503-363-3035  
Pastor Norman Barley

#### **OTHER CHURCHES IN WEST SALEM THAT SUPPORT EDGEWATER**

##### **Family Life Church**

1675 Wallace Road NW, 503-364-0002  
Pastors Jeff and Kim Kirkland

##### **West Hills Community Church**

1650 Brush College Rd NW, 503-362-7621  
Pastor Marcus Elmer

##### **West Salem Foursquare Church**

3094 Gehlar Rd NW, 503-391-4346  
Pastor John Fehlen

# COMMUNITY ASSETS

## FOOD RESOURCES

---

### **City Vibe's Dinner on the Edge**

Community Potluck bring something if you can,  
Fridays, 5:30-8 pm, 1219 3<sup>rd</sup> St NW, 503-560-7063

### **Kingwood Bible Food Bank**

1125 Elm Street NW, 1<sup>st</sup> & 3<sup>rd</sup> Saturdays, 10 am-  
noon, 503-399-9600

### **Shared Blessing at Family Life Church**

1675 Wallace Rd NW, Mondays and Wednesdays, 9-  
11:45 am, 503-364-0002

### **West Salem United Methodist Food Bank**

1219 3<sup>rd</sup> St NW, Mondays and Wednesdays, 1-3:00  
pm, 503-363-3035

## COMMUNITY GROUPS

---

### **Edgewater Neighborhood Partnership**

4<sup>th</sup> Thursdays at 12 pm, 925 Gerth St NW, 503-540-  
2329

### **West Salem Business Association**

4<sup>th</sup> Thursdays at 11:45 am, Roth's IGA, 1130 Wallace  
Rd NW, 503-588-3663

### **West Salem Lions Club**

1<sup>st</sup> and 3<sup>rd</sup> Wednesdays at 6:30 pm, Rock-'N-Rogers,  
4250 Salem Dallas Hwy NW, 503-378-7041

### **West Salem Neighborhood Association**

3<sup>rd</sup> Mondays at 7 pm, Roth's IGA, 1130 Wallace Rd NW,  
503-588-6207

### **West Salem Rotary**

Mondays at noon, Roth's IGA, 1130 Wallace Rd NW,  
[www.westsalemrotary.org](http://www.westsalemrotary.org)

### **West Salem Service Integration Team**

2<sup>nd</sup> Fridays at 8:30 am, 3094 Gehlar Rd NW,  
503-623-9664

## OTHER RESOURCES

---

### **Edgewater Community Garden**

925 Gerth St NW, 503-581-3855

### **Job Connections & Career Training**

free services and training through Goodwill Career  
Center, 585 Edgewater St NW, 503-831-7996

### **Little Free Libraries**

Take a book and leave a book at these locations:  
1135 Edgewater St NW  
1594 Edgewater St NW, Ste 180  
1254 Ruge St NW  
1171 3<sup>rd</sup> St NW  
355 Kingwood NW

**Narcotics Anonymous**, Tuesdays and Thursdays at  
7 pm, 1219 3<sup>rd</sup> St NW, 503-363-3035

**Nuestra Casa Community Learning Center and  
Garden**, 924 Arthur Way NW, 503-560-7063

### **Neighborhood Walk Group**

Weekly opportunities to walk with neighbors, 503-  
373-3760 or [JustWalkSalem.com](http://JustWalkSalem.com) for current schedule

### **Parent Community Café**

4<sup>th</sup> Thursdays, 5:30-7 pm, Family Building Blocks, 1135  
Edgewater St NW, 503-566-2132

### **West Salem Public Library**

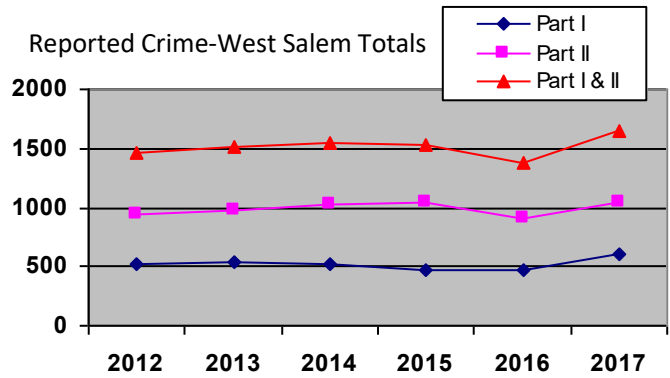
395 Glen Creek Rd NW, Mondays-10 am to 5 pm,  
Tuesdays and Wednesdays-12-6 pm, Fridays and  
Saturdays-12 to 6 pm, 503-588-6301



# CRIME

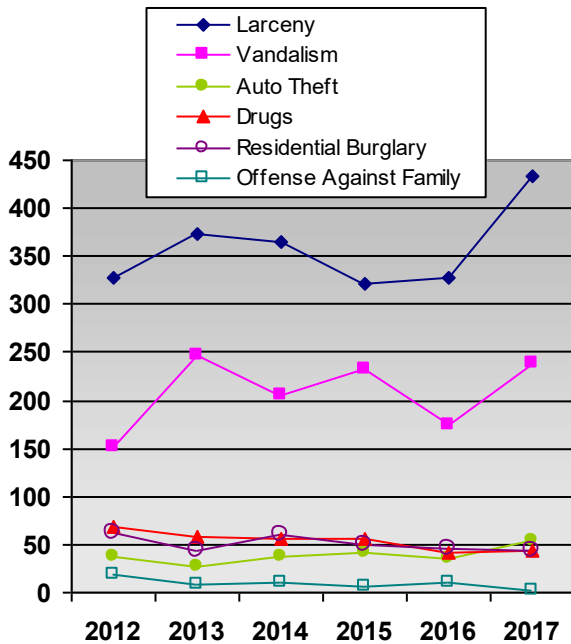
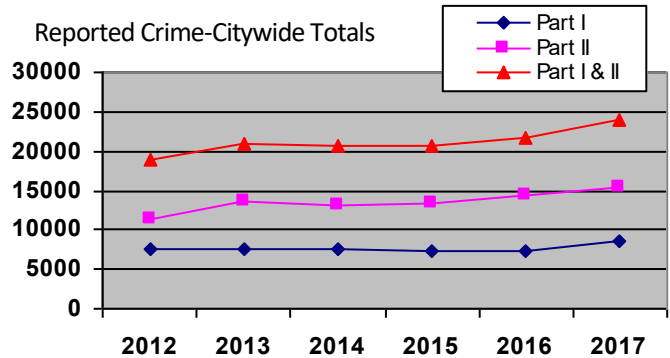
## REPORTED CRIME TOTALS FOR WEST SALEM

	2012	2013	2014	2015	2016	2017
Total Part I*	515	541	522	478	472	605
Total Part II**	939	968	1,030	1,045	906	1,039
Total I & II	1,454	1,509	1,552	1,523	1,378	1,644



## REPORTED CRIME TOTALS CITYWIDE

	2012	2013	2014	2015	2016	2017
Total Part I*	7,480	7,477	7,681	7,416	7,394	8,596
Total Part II**	11,348	13,568	13,028	13,257	14,258	15,474
Total I & II	18,828	21,045	20,709	20,673	21,652	24,070



## REPORTED CRIME BY TYPE FOR WEST SALEM

	2012	2013	2014	2015	2016	2017
<b>Selected Part I Crimes</b>						
Larceny (theft)	327	374	364	322	328	434
Auto Theft	37	26	37	42	36	54
Residential Burglary	62	43	61	50	45	43
<b>Selected Part II Crimes</b>						
Vandalism <sup>◇</sup>	151	246	206	233	174	239
Drugs	69	59	57	56	42	44
Offense Against Family <sup>°</sup>	19	9	10	6	10	3

\* Part I crimes include: aggravated assault, arson, auto theft, business burglary, justifiable homicide, larceny, murder, other burglary, rape, residential burglary and robbery.

\*\* Part II crimes include: assaults, curfew, DUI, disorderly conduct, drugs, embezzlement, escape, forgery/counterfeit, fraud, gambling, kidnapping, liquor laws, offense against family, prostitution, runaway juveniles, sex offenses, stolen property, trespass, vandalism and weapons.

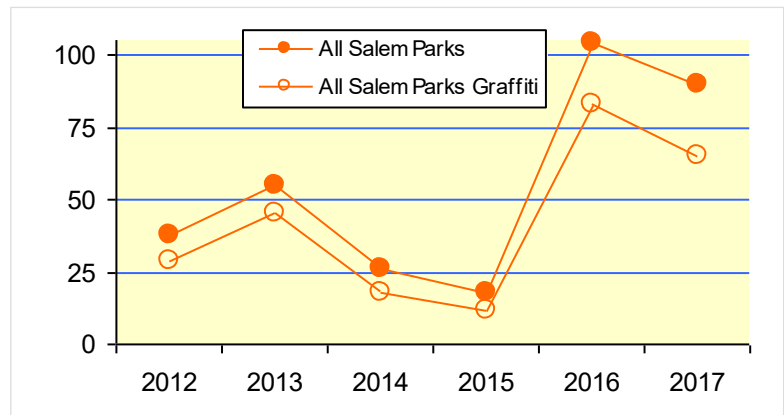
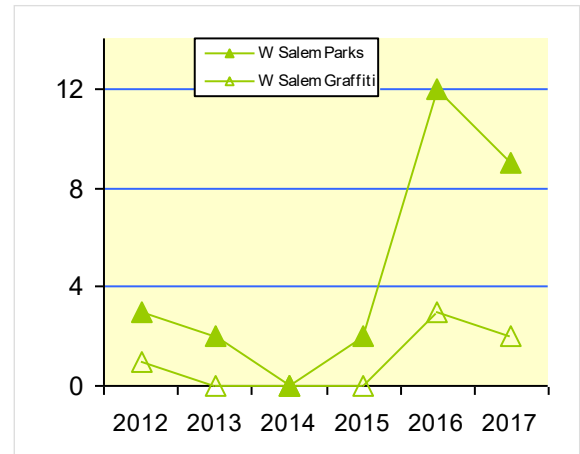
◇ In 2013, instances of reported graffiti began being included in statistics for vandalism.

° Offense Against Family includes crimes such as child abandonment, child neglect, endangering the welfare of a child and criminal mistreatment.

# CRIME

## INCIDENTS OF PARK DAMAGE

	2012	2013	2014	2015	2016	2017
Total West Salem Parks	3	2	0	2	12	9
➔West Salem that included graffiti	1	0	0	0	3	2
West Salem incidents included: 2012, 2 Orchard Heights, 1 Straub; 2013, 2 Orchard Heights; 2014, none recorded; 2015, 1 Wallace Marine and 1 W Salem; 2016, 6 Wallace Marine, 2 W Salem, 1 W High School, 1 Orchard Heights; 2017, 5 Wallace, 2 Orchard Heights, 1 Brush College, 1 Straub Nature						
Total Citywide	38	55	26	18	104	90
➔Citywide that included graffiti	29	45	18	12	83	65



## INCIDENTS OF GRAFFITI

	Jan- June, 2013	July- Dec, 2013	Total 2013	July- Dec, 2014 °	Jan- June, 2015	July- Dec, 2015	Total 2015	Jan- June, 2016	July- Dec, 2016	Total 2016	Total 2017
Total Graffiti Reports, Dist 5*	41	25	66	50	45	35	80	19	20	39	83
Dist 5, including gang related graffiti	4	6	10	5	6	1	7	4	3	7	9
% Dist 5, gang related graffiti	10%	24%	15%	10%	13%	3%	9%	21%	15%	18%	11%
Total Graffiti Reports, Edgewater	24	22	46	42	10	2	12	16	12	28	60
Edgewater, gang related graffiti	1	5	6	5	3	1	4	2	1	3	4
% Edgewater, gang related graffiti	4%	23%	13%	12%	30%	50%	33%	13%	8%	11%	7%
Total Graffiti Reports Citywide	1,998	1,226	3,134	1,294	1,430	749	2,179	1,208	1,212	2,420	1,647
Citywide, gang related graffiti	255	210	444	361	575	276	851	401	389	790	665
% Citywide, gang related graffiti	13%	17%	14%	28%	40%	37%	39%	33%	32%	33%	40%

\*Police District 5 includes the boundary of the West Salem Neighborhood Association.

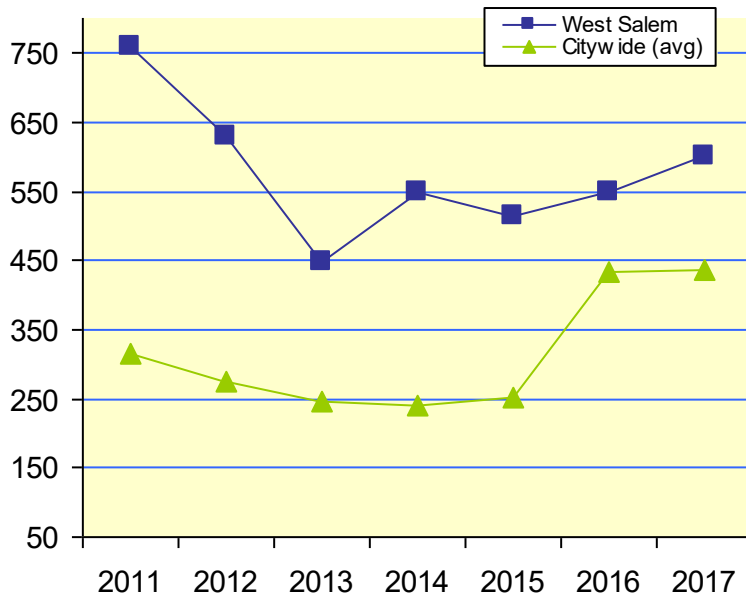
°2014 Data available July 1 through December 31 only. Totals should not be compared with previous year totals.

# CRIME

## COMPLIANCE SERVICES COMPLAINTS

Below is a summary of citizen complaints to City of Salem Code Compliance Services. This included code violations related to abandoned vehicles, property maintenance, junk and solid waste.

	2011	2012	2013	2014	2015	2016	2017
West Salem Code Complaints	761	631	448	549	515	550	601
Citywide Code Complaints	5,651	4,938	4,439	4,336	4,554	7,822	7,853
Average Number of Complaints for all Salem Neighborhoods which vary in size	314	274	247	241	253	435	436



For more information about the City of Salem Neighborhood Partnership Program,  
please contact Jessica Loewen Preis, Neighborhood Partnership Coordinator at  
555 Liberty Street SE, Rm 305, Salem, Oregon 97301, 503-588-6207, [jlpreis@cityofsalem.net](mailto:jlpreis@cityofsalem.net)