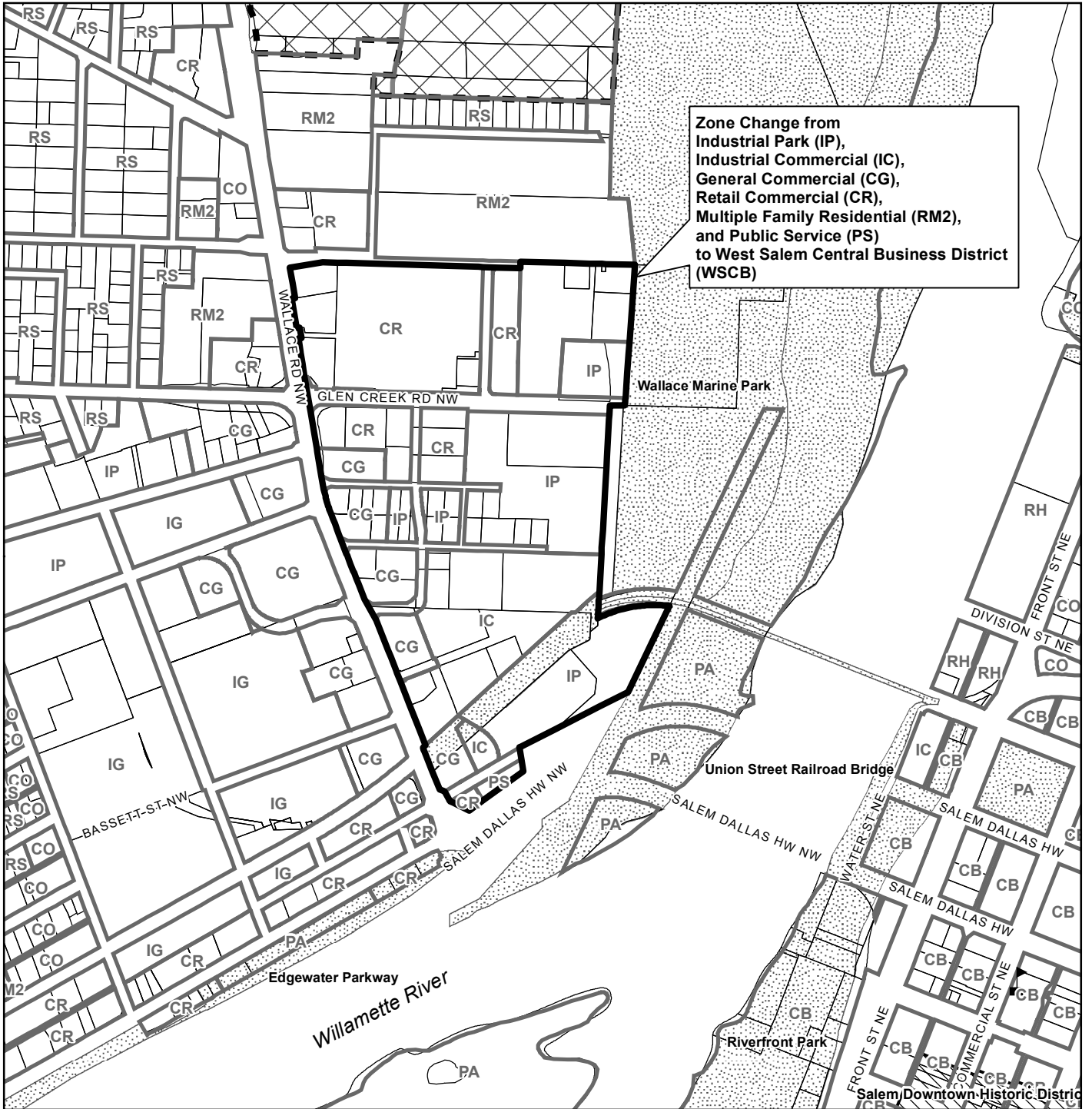









# Exhibit 4 - Proposed Zone Change to West Salem Central Business District (WSCB) Zone



Zone Change from Industrial Park (IP), Industrial Commercial (IC), General Commercial (CG), Retail Commercial (CR), Multiple Family Residential (RM2), and Public Service (PS) to West Salem Central Business District (WSCB)

### Legend

-  Taxlots
-  Urban Growth Boundary
-  City Limits
-  Outside Salem City Limits
-  Historic District
-  Schools
-  Parks



This product is provided as is, without warranty. In no event is the City of Salem liable for damages from the use of this product. This product is subject to license and copyright limitations and further distribution or resale is prohibited.

0 175 350 700 Feet

