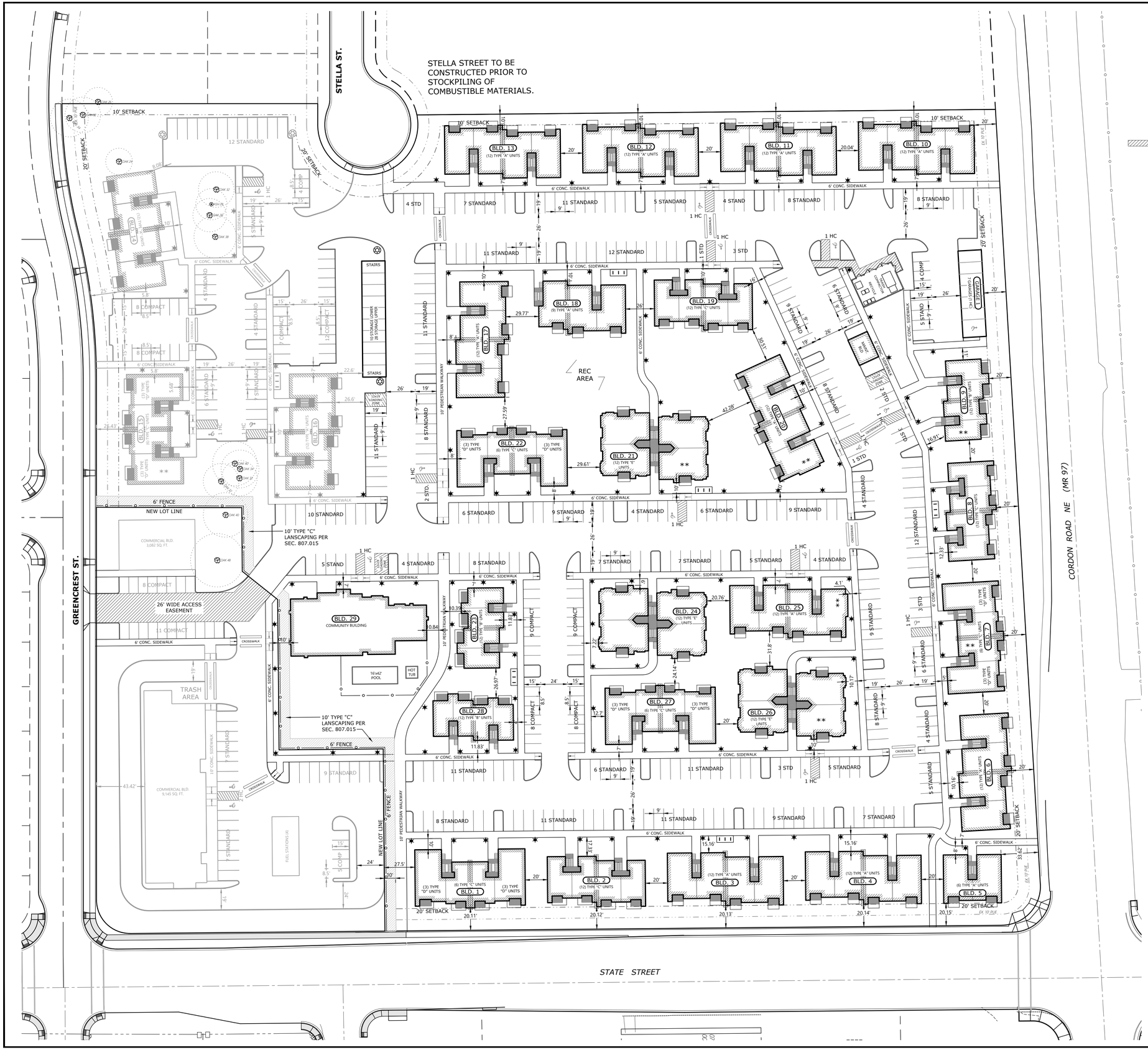

★★ THE INDICATED LOWER FLOOR UNITS IN BUILDINGS 7, 9, 20, 21, 25, & 26 ARE TO BE TYPE A UNITS IN ACCORDANCE WITH THE 2014 OSSC SEC. 1107.6.2.1.1 (NOTED ON FLOOR PLANS). ALL OTHER LOWER FLOOR UNITS TO BE TYPE B UNITS IN ACCORDANCE WITH THE 2014 OSSC SEC. 1107.6.2.1.2

- POLE LIGHT MAXIMUM 14' TALL
- POST LIGHT MAXIMUM 5' TALL
- WALL PACK MOUNTED ON BUILDING
- LOCATION OF ELECTRICAL SEPARATION WALL
- MAXIMUM 1:12 SLOPE ON SIDEWALK END RAMPS
- 6 BICYCLE SPACES.

N W E S

0' 40'
1 INCH
SCALE: 1" = 40'

RM2 MULTI FAMILY:

36 TOTAL APARTMENT UNITS
24 TYPE "A" 2-BD, 3-BA (952 S.F.) UNITS
6 TYPE "C" 1-BD, 1-BA (728 S.F.) UNITS
6 TYPE "D" 3-BD, 2-BA (1204 S.F.) UNITS

CR MULTI FAMILY:

291 TOTAL APARTMENT UNITS
135 TYPE "A" 2-Bd, 3-Ba (952 S.F.) UNITS
36 TYPE "B" STUDIO (549 S.F.) UNITS
60 TYPE "C" 1-Bd, 1-Ba (728 S.F.) UNITS
24 TYPE "D" 3-Bd, 2-Ba (1204 S.F.) UNITS
36 TYPE "E" 2-BD, 2-BA (1162 S.F.) UNITS

RM2 MULTI FAMILY:

120 TOAL PARKING STALLS
52 STANDARD STALLS
63 COMPACT STALLS
5 HADICAP STALLS
6 BICYCLE SPACES (1 RACK)

CR MULTI FAMLY:

411 TOTAL PARKING STALLS
355 STANDARD STALLS
38 COMPACT STALLS
11 HANDICAP STALLS*
7 GARAGES (1 HANDICAP)
30 BICYCLE SPACES (5 RACKS)

3 LOADING ZONES
9 STORAGE UNITS
1 COMMUNITY BUILDING
1 TRASH COMPACTOR / RECYCLE
1 SWIMMING POOL (42'x16')
1 U.S. MAIL BOX AREA

(* 1-MARKED "WHEELCHAIR USE ONLY")

ADA HANDICAP ACCESSIBLILITY NOTES:

1. ALL ON-SITE WALKWAYS, PEDESTRIAN CONNECTIONS TO THE PUBLIC SIDEWALK AND ROUTES TO BUILDING ENTRANCES ARE ACCESSIBLE WITH RUNNING SLOPES LESS THAN 5% AND CROSS SLOPE LESS THAN 2% MAX. LANDINGS AT BOTTOM OF STAIRS AND EXT. FACE OF ENTRANCE DOORS SHALL HAVE A SLOPE IN THE DIRECTION OF TRAVEL NOT TO EXCEED 2%.
2. HANDICAP PARKING STALLS AND ACCESS AISLES ARE TO HAVE SLOPES IN ANY DIRECTION OF LESS THAN 2% MAX. GRAPHIC MARKINGS & SIGNAGE FOR HANDICAP AND VAN ACCESSIBLE STALLS WILL BE PER OSSC 2010 CHPTR. 11 AND ORS. REQUIREMENTS.
3. HANDICAP ACCESSIBLE CURB RAMPS SHALL HAVE A RUNNING SLOPE NOT TO EXCEED 1:12 MAX. AND A CROSS SLOPE NOT TO EXCEED 1%.
4. THE COMMUNITY BUILDING & ON-SITE LAUNDRY FACILITIES WILL BE FULLY HANDICAP ACCESSIBLE IN ACCORDANCE WITH ANSI A117.1 AND CHAPTER 11 OF THE 2010 OSSC.
5. 2% OF THE LIVING UNITS OR (3) UNITS WILL BE TYPE 'A' HANDICAP ACCESSIBLE. THESE INCLUDE A 1, 2 AND 3 BEDROOM UNIT AS INDICATED ON THIS SITE PLAN. THE BALANCE OF THE GROUND FLOOR LIVING UNITS WILL BE TYPE 'B' ADAPTABLE UNITS IN ACCORDANCE WITH ANSI A117.1.

MULTI/TECH
ENGINEERING SERVICES, INC.
1155 13th ST. S.E. SALEM, OR. 97302
PH. (503) 363-9227 FAX (503) 364-1260
www.mtengineering.net office@mtengineering.net

SITE PLAN OPTION #3

EAST PARK APARTMENTS

NO CHANGES, MODIFICATIONS OR REPRODUCTIONS TO BE MADE TO THESE DRAWINGS WITHOUT WRITTEN AUTHORIZATION FROM THE DESIGN ENGINEER.

DIMENSIONS & NOTES TAKE PRECEDENCE OVER GRAPHICAL REPRESENTATION.

6789b-DP3 SDR3-SITE

Design: M.D.G.
Drawn: T.N.S.
Checked: J.J.G.
Date: JULY 2021
Scale: AS SHOWN

REGISTERED PROFESSIONAL ENGINEER
OREGON
JULY 19, 1978
MARK D. GRENZ

EXPIRES: 06-30-2023

JOB # 6789

SDR3

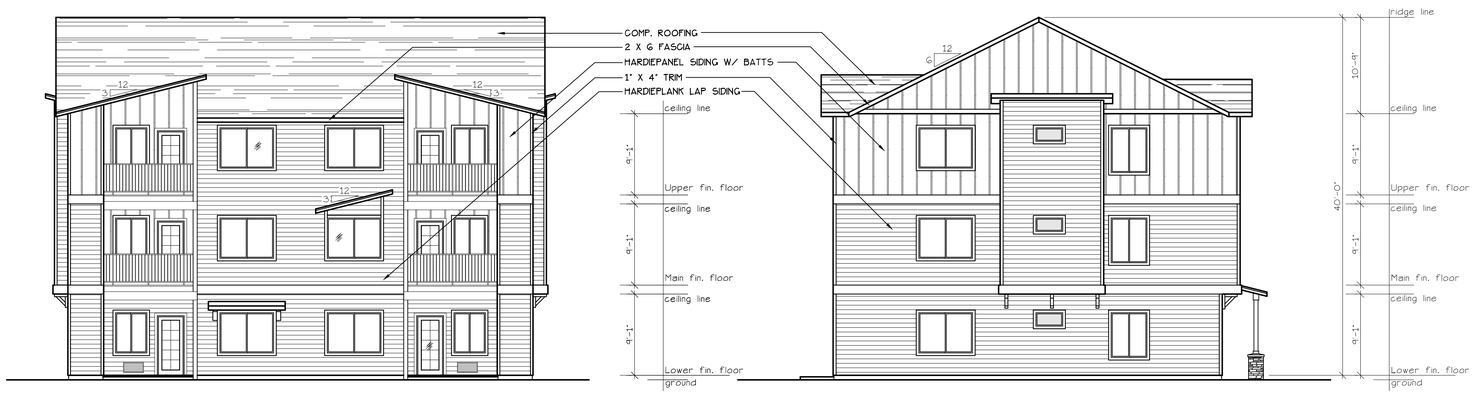

SOUTH ELEVATION (TYPE A UNITS) (BLD. 5)
SCALE: 1/8" = 1'-0"

EAST ELEVATION (TYPE A UNITS) (BLD. 5)
SCALE: 1/8" = 1'-0"

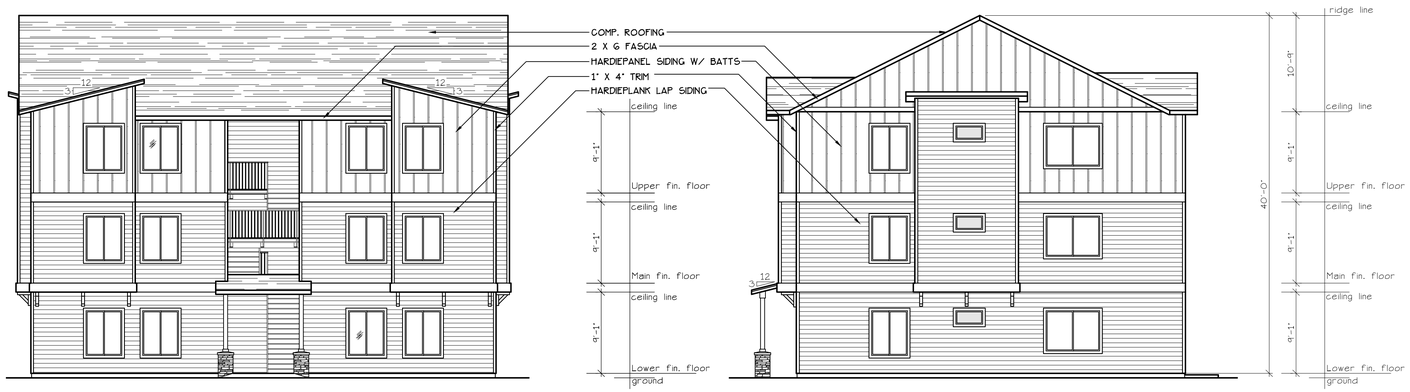

NORTH ELEVATION (TYPE A UNITS) (BLD. 5)
SCALE: 1/8" = 1'-0"

WEST ELEVATION (TYPE A UNITS) (BLD. 5)
SCALE: 1/8" = 1'-0"

TI/TE H
N LTANT
EN INEE IN E XVI
H NEI 7 4-1
WWW.TITE 1.W FFI FAX TITE 1.W

BUILDING ELEVATIONS

EAST PARK APARTMENTS

N HAN E M IFI ATI N
\E \ T N T E MA E T
THE E \AWN WITH T WITTEN
A TH \IZATI N F\ M THE E I N
EN INEE\.

IMEN I N N TE TAKE
\E E EN E VE\ \A HI AL
\E \E ENTATI N.

L A— A1 CEIV / E B)

i i : L.M.
r iwi : J.
l k t: M.
it : A1 — 1
ll : A H WN

7

REGISTERED PROFESSIONAL ENGINEER
9654
OREGON
JULY 14, 1978
MARK D GRENZ
Renew date June 30, 2023

A1.90

REAR ELEVATION (TYPE A UNITS) (BLD. 18)

SCALE: 1/8" = 1'-0"

END ELEVATION (TYPE A UNITS) (BLD. 18)

SCALE: 1/8" = 1'-0"

FRONT ELEVATION (TYPE A UNITS) (BLD. 18)

SCALE: 1/8" = 1'-0"

END ELEVATION (TYPE A UNITS) (BLD. 18)

SCALE: 1/8" = 1'-0"

TI/TE H

N LTANT

EN INEE IN E VLE IN

H NEL
www.i ntek i .w

BUILDING ELEVATIONS

EAST PARK APARTMENTS

N HAN E M IFI ATI N
\E \ TI N T E MA E T
THE E \AWIN WTH T WITTEN
A TH \IZATI N F\ M THE E I N
EN INEE\.

IMEN I N N TE TAKE
\E E EN E VE\
\E \E ENTATI N. \A HI AL

L A= A VLE TI
A . CEIV

i i : L.M.
r IWI : J.
I k I: M.
it : A1 – 1
II : A H WN

7

REGISTERED PROFESSIONAL ENGINEER
9654
OREGON
JULY 14, 1978
MARK D GRENZ
Renew date June 30, 2023

A2.90

REAR ELEVATION (TYPE A UNITS)

SCALE: 1/8" = 1'-0"

BLD. 3.4.6.10-14.16.17.20+25

END ELEVATION (TYPE A UNITS)

SCALE: 1/8" = 1'-0"

BLD. 3.4.6.10-14.16.17.20+25

FRONT ELEVATION (TYPE A UNITS)

SCALE: 1/8" = 1'-0"

BLD. 3.4.6.10-14.16.17.20+25

END ELEVATION (TYPE A UNITS)

SCALE: 1/8" = 1'-0"

BLD. 3.4.6.10-14.16.17.20+25

TI/TE H

N LTANT

EN INEERIN EXCELLENCE IN

H MES

BUILDING ELEVATIONS

EAST PARK APARTMENTS

N HAN E M IFI ATI N \
\E \ TI N T E MA E T
THE E \AMIN WITH T WITTEN
A TH \IZATI N F\ M THE E I N
EN INEE\

IMEN I N N TE TAKE
\E E EN E VE\ \A HI AL
\E \E ENTATI N.

L A=1 A. ELEV

i i : L.M.
r iwi : J.
l k I: M.
it : A1 - 1
il : A H WN

7

REGISTERED PROFESSIONAL ENGINEER
9654
OREGON
JULY 14, 1978
MARK D GRENZ
Renew date June 30, 2023

A3.90

REAR ELEVATION (TYPE B UNITS)
SCALE: 1/8" = 1'-0"
(BLD. 9, 23+28)

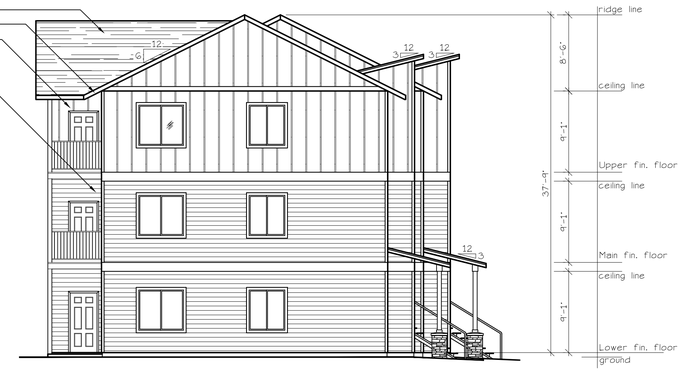

SIDE ELEVATION (TYPE B UNITS)
SCALE: 1/8" = 1'-0"
(BLD. 9, 23+28)

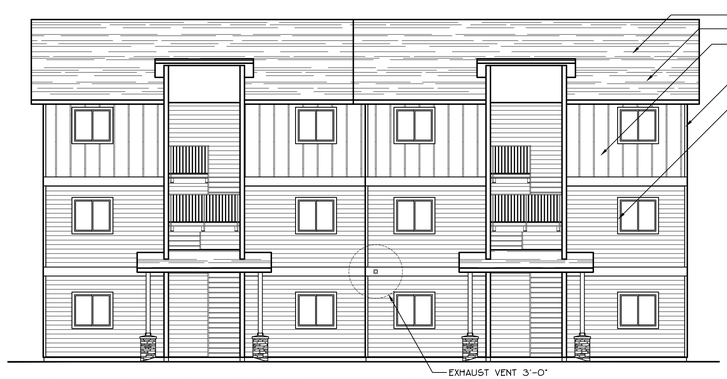

FRONT ELEVATION (TYPE B UNITS)
SCALE: 1/8" = 1'-0"
(BLD. 9, 23+28)

SIDE ELEVATION (TYPE B UNITS)
SCALE: 1/8" = 1'-0"
(BLD. 9, 23+28)

TI/TEH
N LTANT
EN INEEIN E.V.L E IN.

BUILDING ELEVATIONS

EAST PARK APARTMENTS

N HAN E M IFI ATI N
\E, TI N T E MA E T
THE E \AMIN WITH T W.ITTEN
A TH \IZATI N F\ M THE E I N
EN INEE\.

IMEN I N N TE TAKE
\E E EN E VE\
\E \E ENTATI N. \A HI AL

L -1 A \ E.T.
A. EET
i i : L.M.
r IWI : J.
l k l: M.
it : A1 – 1
il : A H WN

7

REGISTERED PROFESSIONAL ENGINEER
9654
OREGON
JULY 14, 1978
MARK D GRENZ
Renew date June 30, 2023

A4.90

REAR ELEVATION (TYPE C UNITS)
SCALE: 1/8" = 1'-0"
(BLD. 2,8+19)

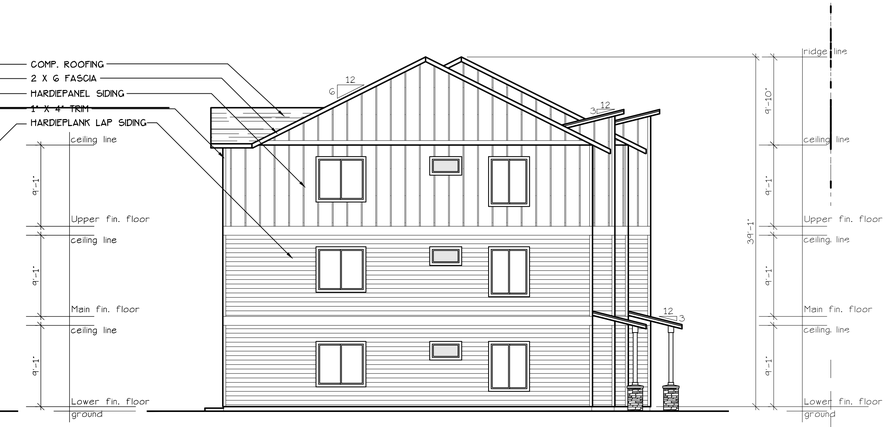

END ELEVATION (TYPE C UNITS)
SCALE: 1/8" = 1'-0"
(BLD. 2,8+19)

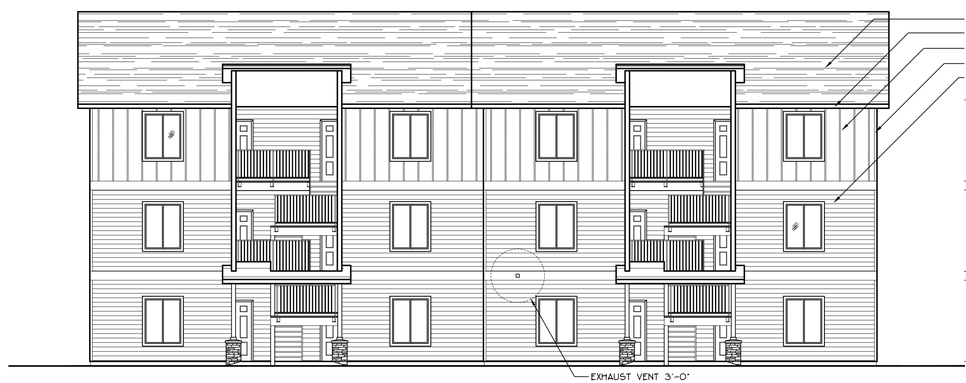

FRONT ELEVATION (TYPE C UNITS)
SCALE: 1/8" = 1'-0"
(BLD. 2,8+19)

END ELEVATION (TYPE C UNITS)
SCALE: 1/8" = 1'-0"
(BLD. 2,8+19)

TI/TE H
N LTANT
EN INEE IN EXYLE IN

BUILDING ELEVATIONS

EAST PARK APARTMENTS

N HAN E M IFI ATI N
\E \ TI N T E MA E T
THE E \AWN WITH T WITTEN
A TH \IZATI N F\ M THE E I N
EN INEE\.

IMEN I N N TE TAKE
\E E EN E VE\ \A HI AL
\E \E ENTATI N.

L =1 = \ A ELEV
i i : L.M.
r iwi : J.
l k i: M.
it : A1 – 1
il : A H WN

7

REGISTERED PROFESSIONAL ENGINEER
9654
OREGON
JULY 14, 1978
MARK D GRENZ
Renew date June 30, 2023

A5.90

REAR ELEVATION (BLD. 1.7.15.22+27)

SCALE: 1/8" = 1'-0"

END ELEVATION (BLD. 1.7.15.22+27)

SCALE: 1/8" = 1'-0"

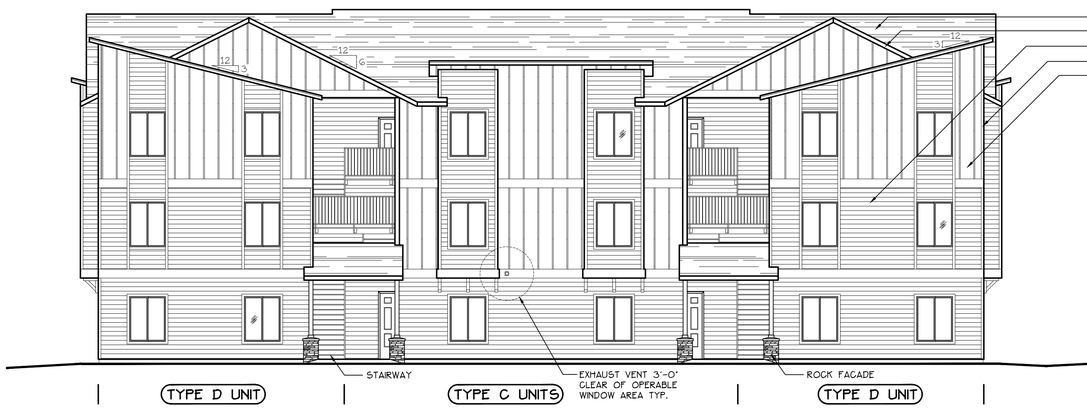

FRONT ELEVATION (BLD. 1.7.15.22+27)

SCALE: 1/8" = 1'-0"

END ELEVATION (BLD. 1.7.15.22+27)

SCALE: 1/8" = 1'-0"

TI/TE H
N LTANT
EN INEERIN EVLE IN

BUILDING ELEVATIONS

EAST PARK APARTMENTS

N HAN E M IFI ATI N \
\E \ TI N T E MA E T \
THE E \AMIN WITH T WJITTEN
A TH \IZATI N F\ M THE E I N
EN INEE\.

IMEN I N N TE TAKE
\E E EN E VE\ \A HI AL
\E \E ENTATI N.

L -1 A / E TI
i i: L.M.
r iwi: I. /A.T.
I k t: M.
it: A1 - 1
ll: A H VIN

7

REGISTERED PROFESSIONAL ENGINEER
9654
OREGON
JULY 14, 1978
MARK D GRENZ
Renew date June 30, 2023

A6.90

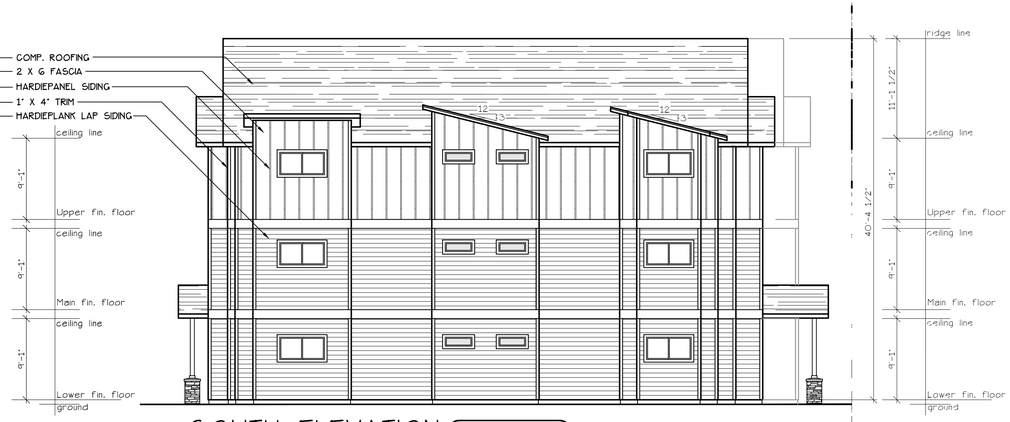

WEST ELEVATION (TYPE E UNITS)
SCALE: 1/8" = 1'-0"
(BLD. 21, 24+26)

SOUTH ELEVATION (TYPE E UNITS)
SCALE: 1/8" = 1'-0"
(BLD. 21, 24+26)

EAST ELEVATION (TYPE E UNITS)
SCALE: 1/8" = 1'-0"
(BLD. 21, 24+26)

NORTH ELEVATION (TYPE E UNITS)
SCALE: 1/8" = 1'-0"
(BLD. 21, 24+26)

TI/TE H
N LTANT
EN INEERIN EXLE IN.
H HEI
www.ti-te.com

BUILDING ELEVATIONS

EAST PARK APARTMENT COMPLEX

N HAN E M IFI ATI N \
\E \ TI N T E MA E T
THE E \AMIN WITH T WJITTEN
A TH \IZATI N F\ M THE E I N
EN INEE\.

IMEN I N N TE TAKE
\E E EN E VE\ \A HI AL
\E \E ENTATI N.

L E=1 x2 / E TI
x2 CEIV

i i : L.M.
r iwi : J.
l k t: M.
it : A1 – 1
ll : A H WN

7

REGISTERED PROFESSIONAL ENGINEER
9654
OREGON
JULY 14, 1978
MARK D GRENZ
Renew date June 30, 2023

A7.80

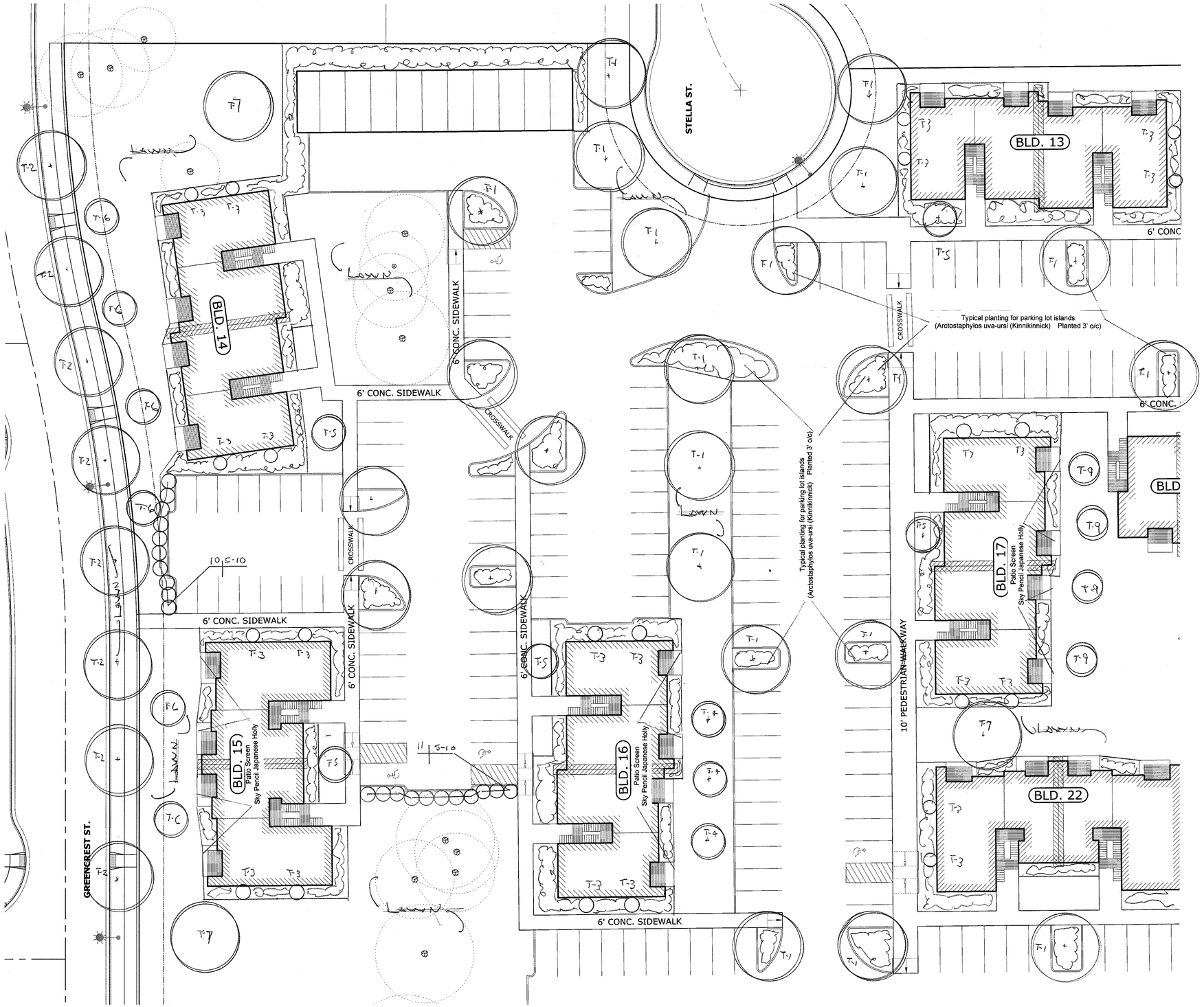

PERMANENT UNDERGROUND IRRIGATION SYSTEM TO BE INSTALLED

LANDSCAPE & IRRIGATION DESIGN BY:

LANDSCAPE DESIGN & CONSULTANTS LLC

Doing business since 1985

620 WORMWOOD ST. S.E. SALEM, OR. 97306 PHONE: (503) 551-8590

MULTI/TECH ENGINEERING SERVICES, INC.
1155 13th ST. S.E. SALEM, OR. 97302
PH. (503) 363-9227 FAX (503) 364-1260
www.mtengineering.net office@mtengineering.net

LANDSCAPE PLAN

EAST PARK APARTMENTS

NO CHANGES, MODIFICATIONS OR REPRODUCTIONS TO BE MADE TO THESE DRAWINGS WITHOUT WRITTEN AUTHORIZATION FROM THE DESIGN ENGINEER.

DIMENSIONS & NOTES TAKE PREFERENCE OVER GRAPHICAL REPRESENTATION.

6789s L1.1

Design: M.D.G.
Drawn: T.N.S.
Checked: J.J.G.
Date: JULY 2021
Scale: AS SHOWN

REGISTERED PROFESSIONAL ENGINEER
6654
OREGON
JULY 14, 1978
HAROLD GREAY

EXPIRES: 06-30-2023

JOB # 6789

L1.1

J:\6700-6799\6789-EastParkApartments\Dwg v20\6789b.dwg, L1.1, 9/1/2021 11:55:05 PM, TSmall

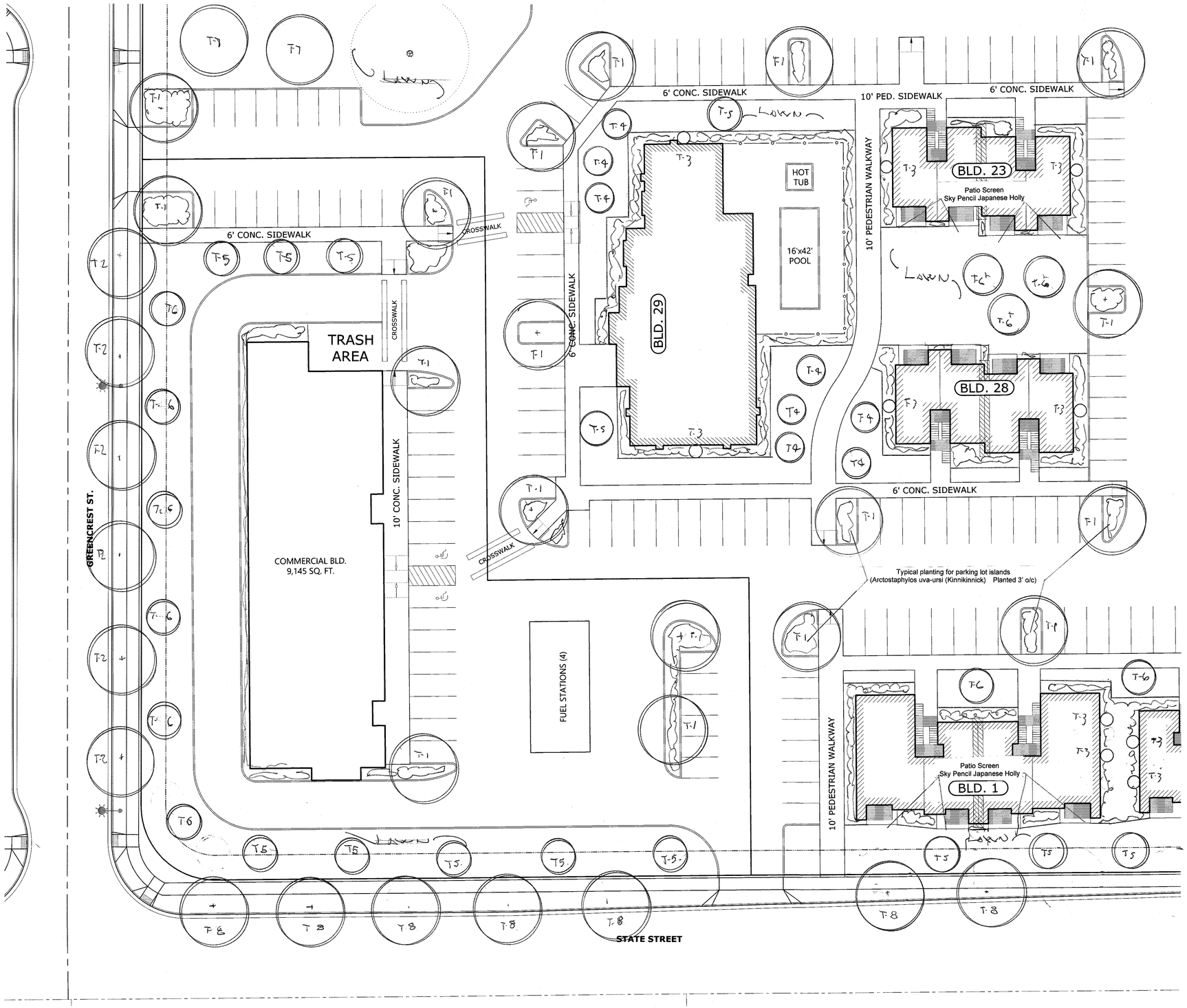

PERMANENT UNDERGROUND IRRIGATION SYSTEM TO BE INSTALLED

N
W E
S
0' 20'
FINCH
SCALE: 1" = 20'

MULTI/TECH
ENGINEERING SERVICES, INC.
1155 13th ST. S.E. SALEM, OR. 97302
PH. (503) 363-9227 FAX (503) 364-1260
www.mtengineering.net office@mtengineering.net

LANDSCAPE PLAN

EAST PARK APARTMENTS

NO CHANGES, MODIFICATIONS OR REPRODUCTIONS TO BE MADE TO THESE DRAWINGS WITHOUT WRITTEN AUTHORIZATION FROM THE DESIGN ENGINEER.

DIMENSIONS & NOTES TAKE PRECEDENCE OVER GRAPHICAL REPRESENTATION.

6789b L1.2

Design: M.D.G.
Drawn: T.N.S.
Checked: J.J.G.
Date: JULY 2021
Scale: AS SHOWN

REGISTERED PROFESSIONAL ENGINEER
9654
OREGON
MAY 14, 1978
MARK D. GRENZ
EXPIRES 06-30-2023

JOB # 6789

L1.2

LANDSCAPE & IRRIGATION DESIGN BY:
LANDSCAPE DESIGN & CONSULTANTS LLC
Doing business since 1985
620 WORMWOOD ST. S.E. SALEM, OR. 97306 PHONE: (503) 551-8590

J:\6700-6799\6789-EastParkApartments\Dwg\6789b.dwg, L1.2, 9/1/2021 1:15:12 PM, 1:1full

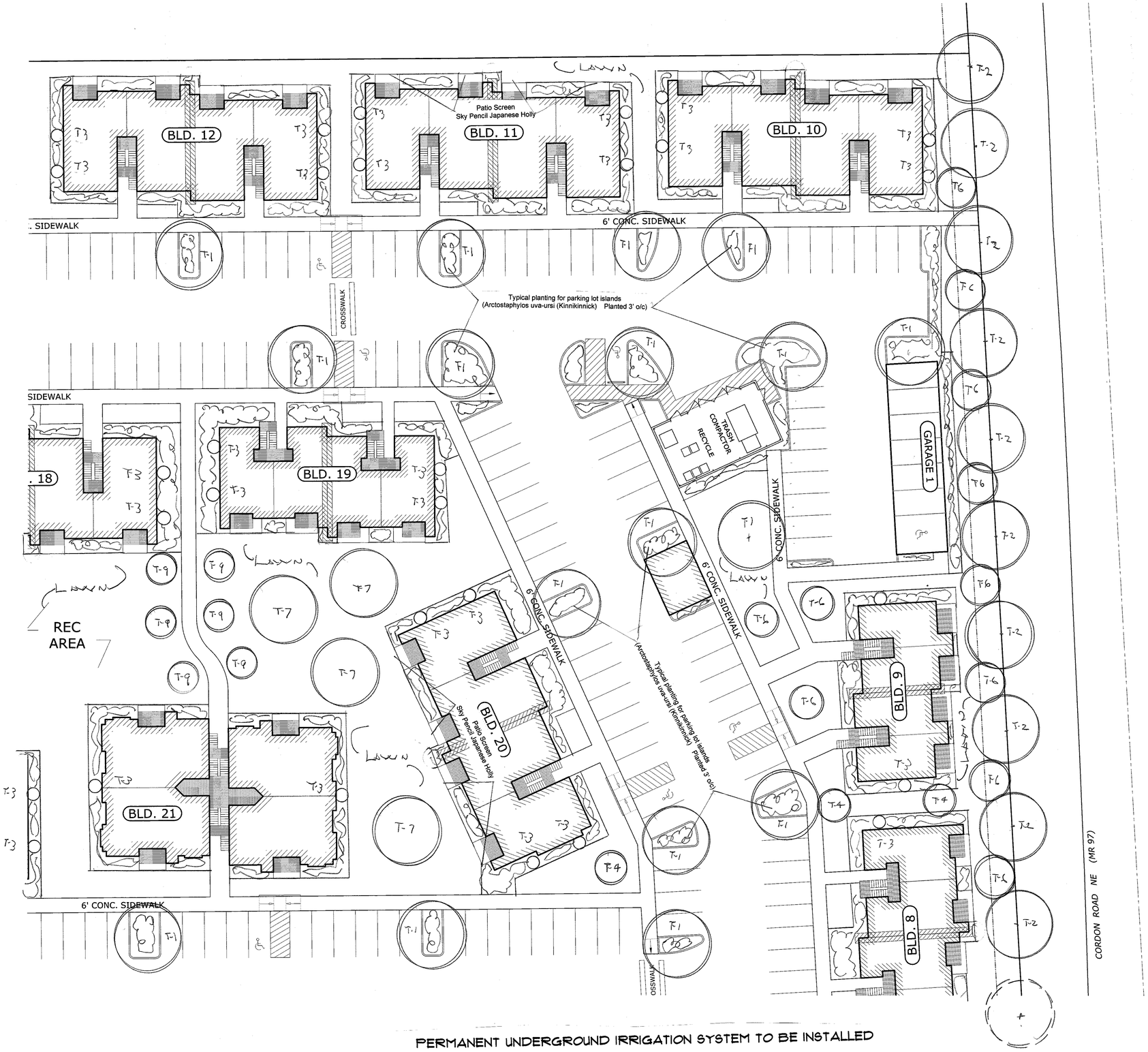

PERMANENT UNDERGROUND IRRIGATION SYSTEM TO BE INSTALLED

N W E S
0' 20'
1 INCH
SCALE: 1" = 20'

MULTI/TECH
ENGINEERING SERVICES, INC.
1155 13th ST. S.E. SALEM, OR. 97302
Ph. (503) 363-9227 FAX (503) 364-1260
www.mtengineering.net office@mtengineering.net

LANDSCAPE PLAN

EAST PARK APARTMENTS

NO CHANGES, MODIFICATIONS OR REPRODUCTIONS TO BE MADE TO THESE DRAWINGS WITHOUT WRITTEN AUTHORIZATION FROM THE DESIGN ENGINEER.

DIMENSIONS & NOTES TAKE PRECEDENCE OVER GRAPHICAL REPRESENTATION.

6789s L1.3

Design: M.D.G.
Drawn: T.N.S.
Checked: J.J.G.
Date: JULY 2021
Scale: AS SHOWN

REGISTERED PROFESSIONAL ENGINEER
9854
OREGON
JULY 14, 1978
MARK D. GRENZ
EXPIRES: 06-30-2023

JOB # 6789

L1.3

LANDSCAPE & IRRIGATION DESIGN BY:
LANDSCAPE DESIGN & CONSULTANTS LLC
Doing business since 1985
620 WORMWOOD ST. S.E. SALEM, OR. 97306 PHONE: (503) 551-8590

J:\6700-6799\6789-EastPark\Assessments\Dwg -2021\6789b.dwg, L1.3, 9/1/2021 11:51:18 PM, TSkull

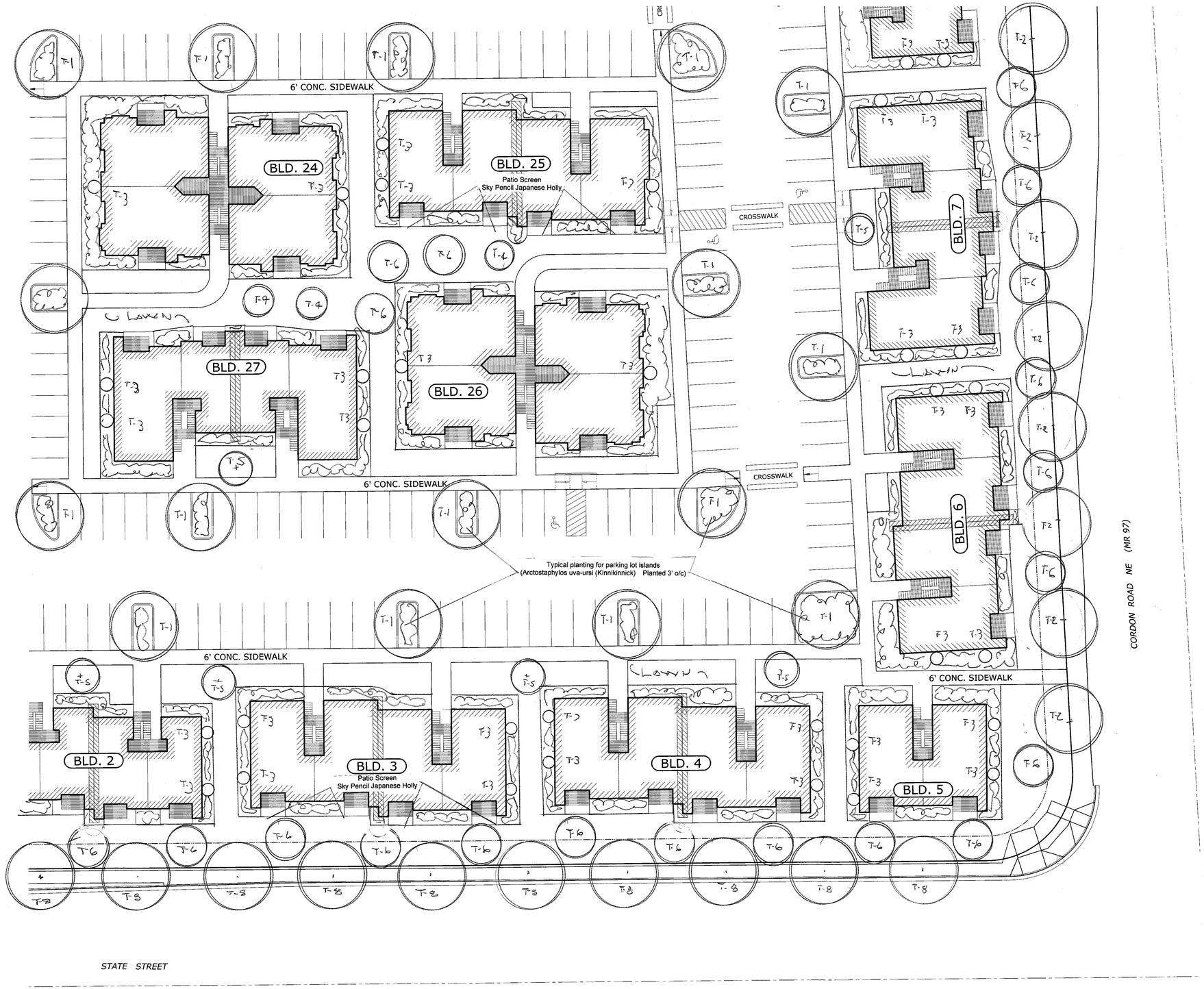

PERMANENT UNDERGROUND IRRIGATION SYSTEM TO BE INSTALLED

N
W E
S
0' 20'
1 INCH
SCALE: 1" = 20'

LANDSCAPE & IRRIGATION DESIGN BY:

LANDSCAPE DESIGN & CONSULTANTS LLC

Doing business since 1985

620 WORMWOOD ST. S.E. SALEM, OR. 97306 PHONE: (503) 551-8590

MULTI/TECH ENGINEERING SERVICES, INC.

1155 13th ST. S.E. SALEM, OR. 97302
PH. (503) 363-9227 FAX (503) 364-1260
www.mtengineering.net office@mtengineering.net

LANDSCAPE PLAN

EAST PARK APARTMENTS

NO CHANGES, MODIFICATIONS OR REPRODUCTIONS TO BE MADE TO THESE DRAWINGS WITHOUT WRITTEN AUTHORIZATION FROM THE DESIGN ENGINEER.

DIMENSIONS & NOTES TAKE PRECEDENCE OVER GRAPHICAL REPRESENTATION.

6789b L1.4

Design: M.D.G.
Drawn: T.N.S.
Checked: J.J.G.
Date: JULY 2021
Scale: AS SHOWN

REGISTERED PROFESSIONAL ENGINEER
9654
OREGON
JULY 14, 1978
MARK D. GRENZ

EXPIRES: 06-30-2023

JOB # 6789

L1.4

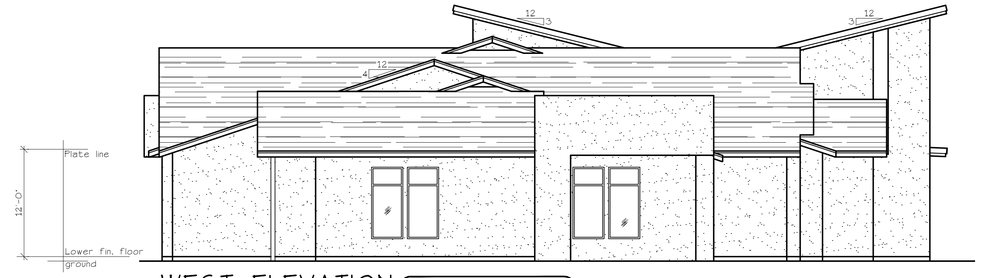

WEST ELEVATION (COMMUNITY BUILDING)
SCALE: 1/8" = 1'-0"
(BLD. 29)

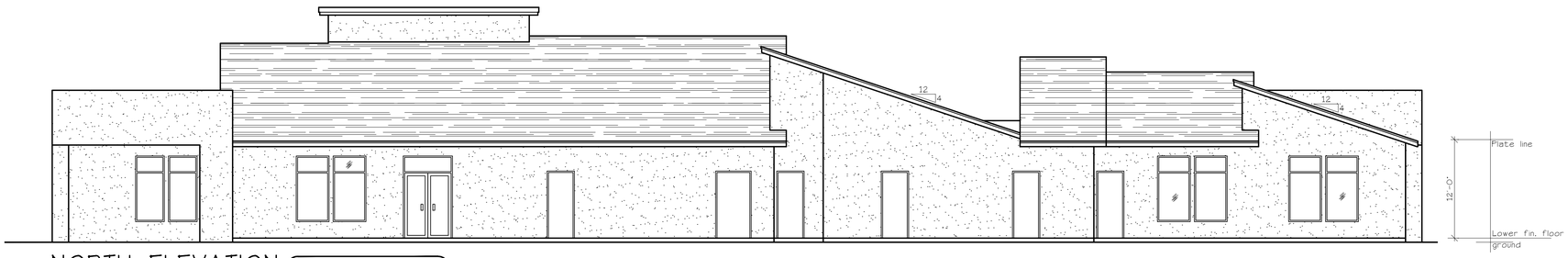

NORTH ELEVATION (COMMUNITY BUILDING)
SCALE: 1/8" = 1'-0"
(BLD. 29)

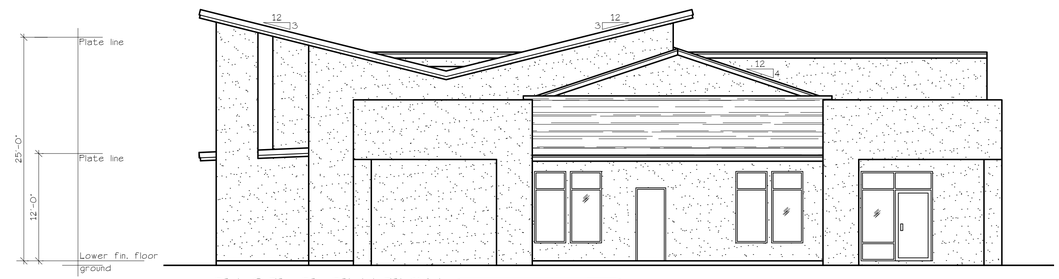

EAST ELEVATION (COMMUNITY BUILDING)
SCALE: 1/8" = 1'-0"
(BLD. 29)

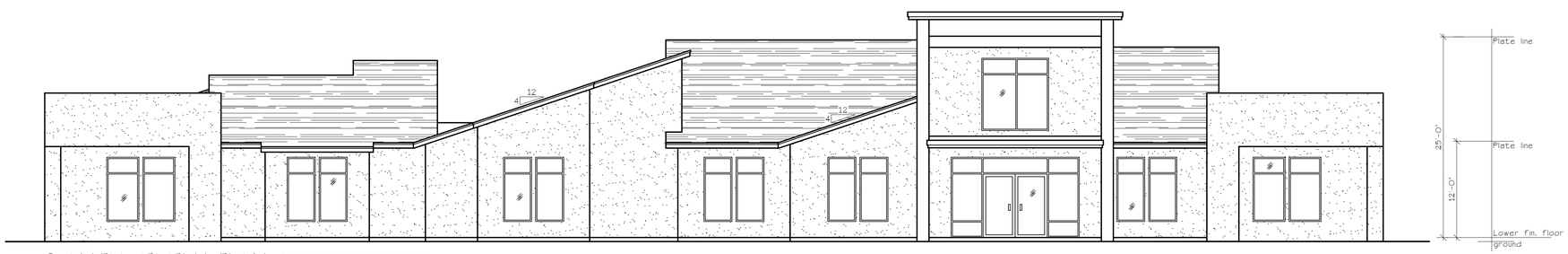

SOUTH ELEVATION (COMMUNITY BUILDING)
SCALE: 1/8" = 1'-0"
(BLD. 29)

EAST PARK APARTMENTS

BUILDING ELEVATIONS

MULTI/TECH
CONSULTANTS
ENGINEERING SERVICES, INC.
1155 13th ST. S.E. SALEM, OR. 97302
PHONE: (503) 363-9227 • FAX: (503) 364-1260

NO CHANGES, MODIFICATIONS OR REPRODUCTIONS TO BE MADE TO THESE DRAWINGS WITHOUT WRITTEN AUTHORIZATION FROM THE DESIGN ENGINEER.

DIMENSIONS & NOTES TAKE PRECEDENCE OVER GRAPHICAL REPRESENTATION.

BLD29-REC-SDR/PLOT: 1
A8.80ELEV

Design: P.L.M.
Drawn: G.I.D.
Checked: M.D.G.
Date: Aug-21
Scale: AS SHOWN

JOB # 6789

REGISTERED PROFESSIONAL ENGINEER
9463
OREGON
JULY 14, 1978
MARK D. GRENZ
Renew date June 30, 2023

A8.80

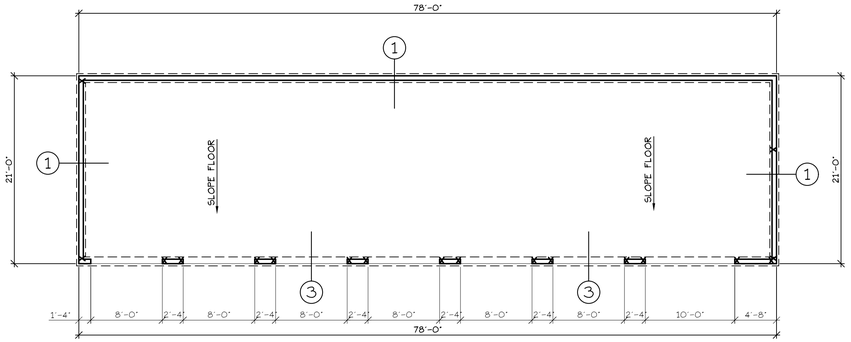

FOUNDATION PLAN
SCALE: 1/8" = 1'-0"

GARAGE 1 (7 GARAGES)

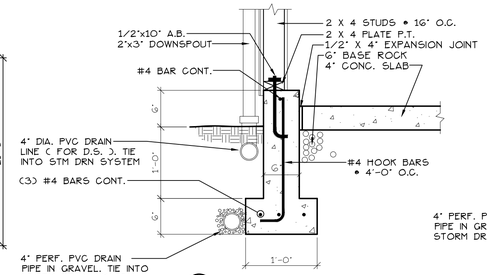

1 SCALE: 1" = 1'-0"

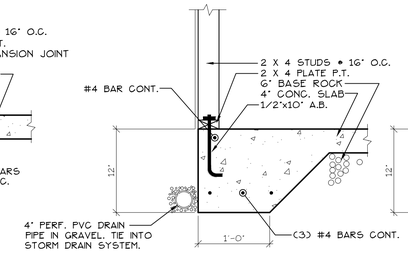

1 ALTERNATE
SCALE: 1" = 1'-0"

NOTE: FOOTING DEPTH MUST ACCOMODATE HOLDOWNS WHERE SHOWN.

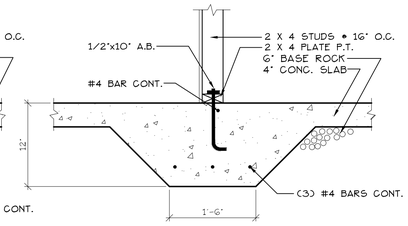

2 SCALE: 1" = 1'-0"

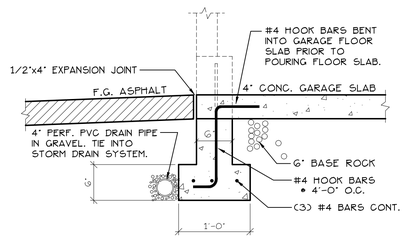

3 SCALE: 1" = 1'-0"

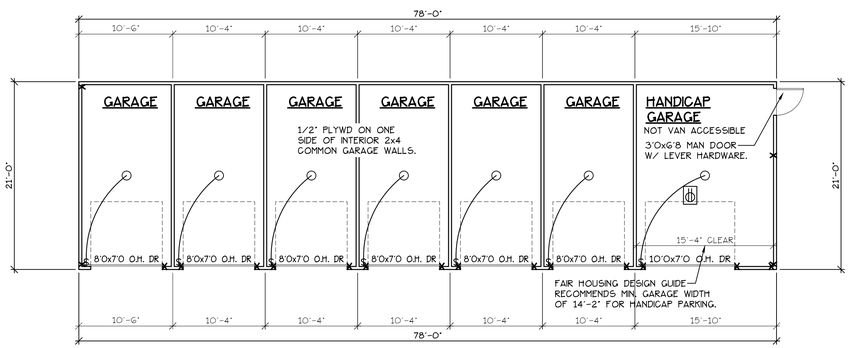

FLOOR PLAN
SCALE: 1/8" = 1'-0"

GARAGE 4 (7 GARAGES)

NOTE: ALL WALLS TO BE FRAMED WITH 2x4 STUDS. UNLESS NOTED OTHERWISE.

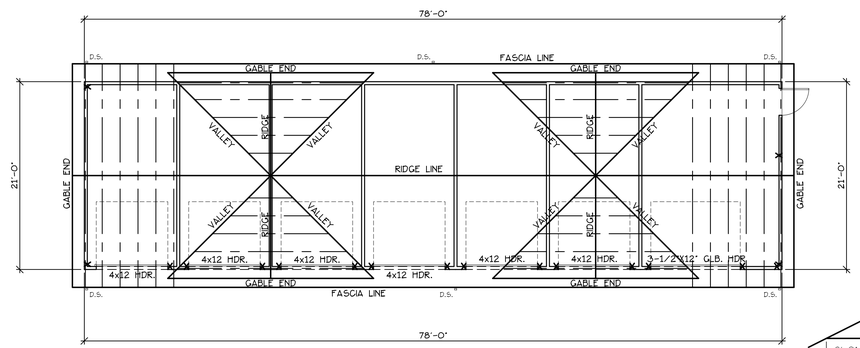

ROOF + TRUSS PLAN
SCALE: 1/8" = 1'-0"

GARAGE 1 (7 GARAGES)

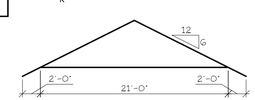

TRUSS (A)
@ 2'-0" O.C.

EAST ELEVATION (GARAGE 1 (7 GARAGES))
SCALE: 1/8" = 1'-0"

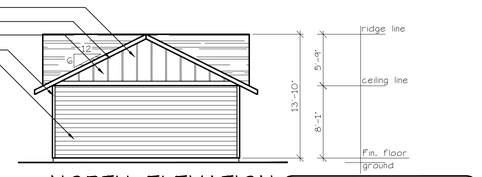

NORTH ELEVATION (GARAGE 1 (7 GARAGES))
SCALE: 1/8" = 1'-0"

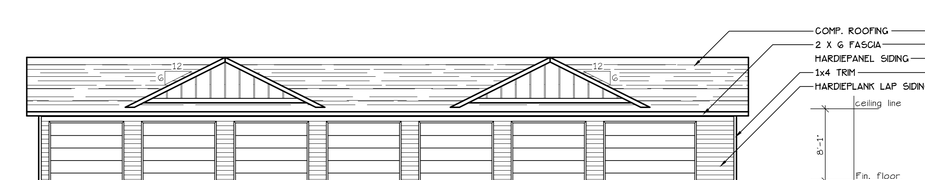

WEST ELEVATION (GARAGE 1 (7 GARAGES))
SCALE: 1/8" = 1'-0"

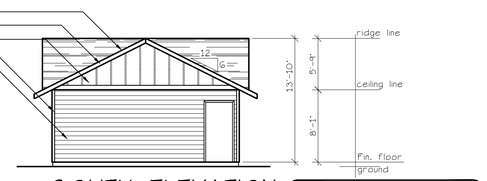

SOUTH ELEVATION (GARAGE 1 (7 GARAGES))
SCALE: 1/8" = 1'-0"

MULTI/TECH
CONSULTANTS
ENGINEERING SERVICES, INC.
1155 SW STARK ST., SUITE 200 • PORTLAND, OR 97205
PHONE: (503) 363 - 9227 • FAX: (503) 364-1260
www.multitech.we office@multitech.we

FOUNDATION, FLOLOR AND ROOF PLANS

EAST PARK APARTMENTS

NO CHANGES, MODIFICATIONS OR REPRODUCTIONS TO BE MADE TO THESE DRAWINGS WITHOUT WRITTEN AUTHORIZATION FROM THE DESIGN ENGINEER.

DIMENSIONS & NOTES TAKE PRECEDENCE OVER GRAPHICAL REPRESENTATION.

GAR4-7PLOT1
1/4=1'-0"TYP

Design: P.L.M.
Drawn: G.I.D.
Checked: M.D.G.
Date: SEPT 2021
Scale: AS SHOWN

JOB # 6789

REGISTERED PROFESSIONAL ENGINEER
OREGON
JULY 14, 1978
MARK D. GRENZ

Renew date June 30, 2023

A17.1

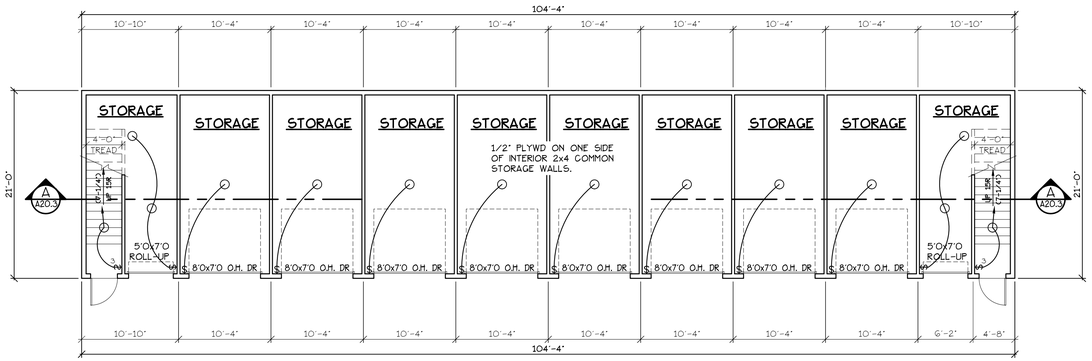

LOWER FLOOR PLAN

SCALE: 1/8" = 1'-0"

10 STORAGE UNITS

NOTE: EXTERIOR WALLS TO BE FRAMED WITH 2xG STUDS. INTERIOR WALLS TO BE 2x4 UNLESS NOTED OTHERWISE.

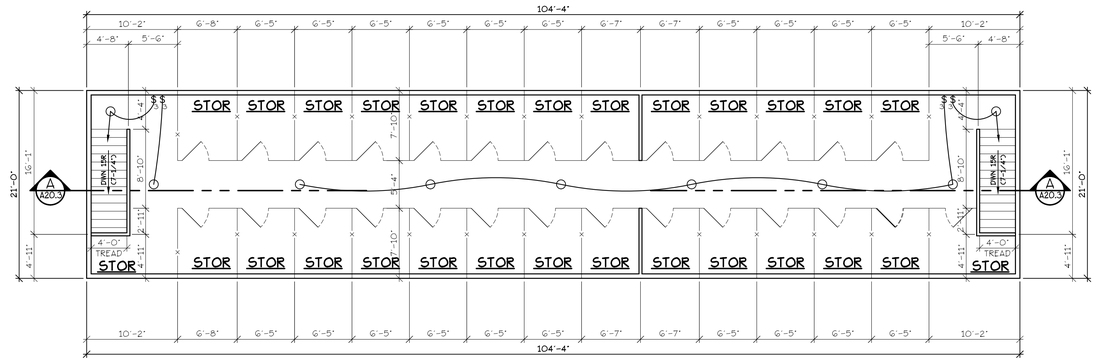

UPPER FLOOR PLAN

SCALE: 1/8" = 1'-0"

28 STORAGE UNITS

NOTE: ALL WALLS TO BE FRAMED WITH 2x4 STUDS, UNLESS NOTED OTHERWISE.

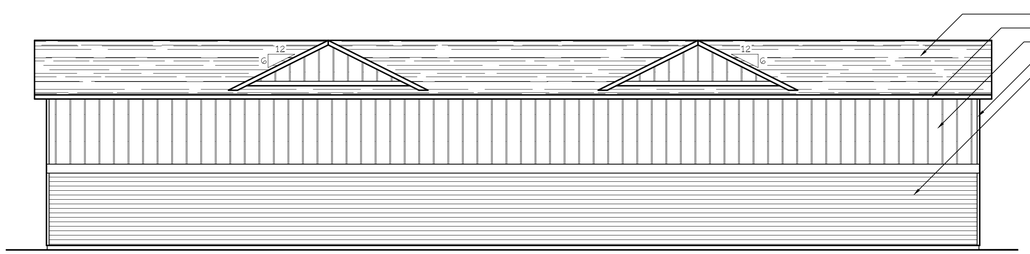

NORTH ELEVATION

SCALE: 1/8" = 1'-0"

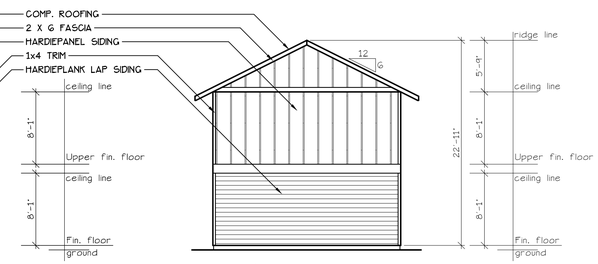

WEST ELEVATION

SCALE: 1/8" = 1'-0"

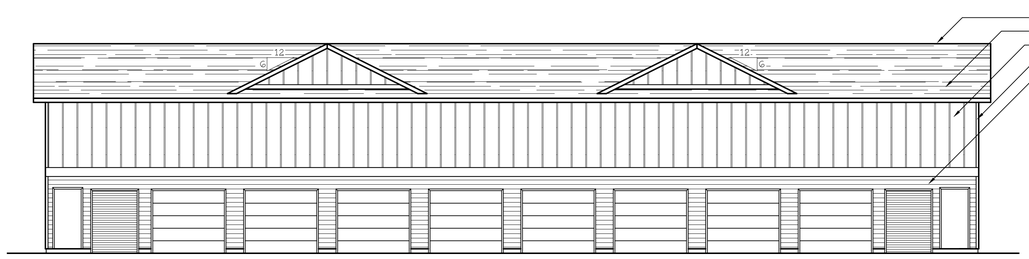

SOUTH ELEVATION

SCALE: 1/8" = 1'-0"

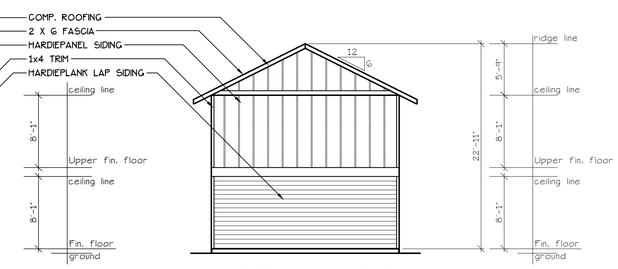

EAST ELEVATION

SCALE: 1/8" = 1'-0"

MULTI/TECH
CONSULTANTS
ENGINEERING SERVICES, INC.
1155 13th STREET S.E. SALEM, OREGON 97302
PHONE: (503) 363-9227 FAX: (503) 364-1260
CIVIL • STRUCTURAL • MECHANICAL
www.multitech.we office@multitech.we

FOUNDATION, FLOOR ROOF & ELEVATIONS

EAST PARK APARTMENTS

NO CHANGES, MODIFICATIONS OR REPRODUCTIONS TO BE MADE TO THESE DRAWINGS WITHOUT WRITTEN AUTHORIZATION FROM THE DESIGN ENGINEER.

DIMENSIONS & NOTES TAKE PRECEDENCE OVER GRAPHICAL REPRESENTATION.

STORAGE PLOT1
TAB=A11.1-PLELEV-SBR

Design: P.L.M.
Drawn: G.I.D.
Checked: M.D.G.
Date: SEPT 21
Scale: AS SHOWN

JOB # 6789

REGISTERED PROFESSIONAL ENGINEER
OREGON
JULY 14, 1978
MARK D. GRENZ

Renew date June 30, 2023

A11.1