



Report for City of Salem Draft Strategic Plan Priorities

Response Counts





Totals: 247

1. CRISIS RESPONSE Develop a crises response process and regional network of resources to ensure that all unhoused individuals are safe, respected, and connected with appropriate services.

Value		Percent	Responses
Helps		74.8%	181
Doesn't help		25.2%	61



Totals: 242

2. HOMELESSNESS PREVENTION: Develop a long-term, regional strategy to address upstream factors that increase homelessness with the goal of eliminating homelessness by 2050.



Value		Percent	Responses
Helps		76.8%	185
Doesn't help		23.2%	56

Totals: 241



3. AFFORDABLE HOUSING EXPANSION: Ensure an adequate supply of housing that is affordable and accessible for current and future generations, with a focus on providing housing options that can reduce incidence of homelessness.

Value		Percent	Responses
Helps		75.6%	180
Doesn't help		24.4%	58
			Totals: 238



4. BUSINESS SUPPORT: Support the local economy by reducing the impacts of COVID-19 on local businesses.

Value		Percent	Responses
Helps		85.1%	205
Doesn't help		14.9%	36
			Totals: 241



5. JOB CREATION: Reduce local unemployment rate and increase the number of living-wage jobs within the city.

Value		Percent	Responses
Helps		88.7%	212
Doesn't help		11.3%	27
			Totals: 239



6. EMERGENCY RESPONSE Strengthen emergency response by ensuring adequate funding for public safety efforts, including EMS/911 Dispatch and the Fire Department.

Value		Percent	Responses
Helps		86.6%	206
Doesn't help		13.4%	32
			Totals: 238



7. DIVERSITY, EQUITY, AND INCLUSION: Ensure that City services are provided equitably to all residents.

Value		Percent	Responses
Helps		73.3%	173
Doesn't help		26.7%	63
			Totals: 236



8. SERVICE ACCESSIBILITY: Increase accessibility of key City services by providing online options and extending services to underserved residents.

Value		Percent	Responses
Helps		80.9%	190
Doesn't help		19.1%	45
			Totals: 235



9. FINANCIAL STABILITY: Strengthen the City's long-term financial position to ensure ongoing provision of core services to all residents.

Value		Percent	Responses
Helps		82.9%	194
Doesn't help		17.1%	40
			Totals: 234

10. COMMUNITY-ENGAGED POLICING: Increase police engagement with all communities within the city to enhance crime prevention and to facilitate trust when a police response is required.

Value		Percent	Responses
Helps		79.5%	190
Doesn't help		20.5%	49
			Totals: 239

11. NEIGHBORHOOD DEVELOPMENT: Increase the number of “complete neighborhoods” across the city that provide convenient access to jobs, services, and amenities that meets residents’ daily needs.

Value		Percent	Responses
Helps		70.3%	166
Doesn't help		29.7%	70
			Totals: 236

12. PARKS AND RECREATION FACILITIES: Develop, enhance, and expand parks and recreational facilities—and access to these amenities—to better serve residents of all ages, abilities, and cultures.

Value		Percent	Responses
Helps		81.8%	193
Doesn't help		18.2%	43
			Totals: 236

13. BIKE AND PEDESTRIAN SAFETY: Increase the safety of walking and biking within the city by prioritizing construction and maintenance of pedestrian and bicycle facilities.

Value		Percent	Responses
Helps		68.2%	161
Doesn't help		31.8%	75
			Totals: 236

14. GREENHOUSE GAS REDUCTION: Reduce the city's greenhouse gas emissions.

Value		Percent	Responses
Helps		61.0%	147
Doesn't help		39.0%	94
			Totals: 241

15. RESILIENCE: Increase the city's resilience to climate change.

Value		Percent	Responses
Helps		55.9%	132
Doesn't help		44.1%	104
			Totals: 236

16. Reducing Homelessness

	Helps	Doesn't help	Total Checks
<ul style="list-style-type: none"> • Open a navigation center with local partners Checks Row Check %	162 70.7%	67 29.3%	229
<ul style="list-style-type: none"> • Open a sobering center with local partners Checks Row Check %	176 75.9%	56 24.1%	232
<ul style="list-style-type: none"> • Implement a CAHOOTS-style first-responder model (pending Year One decision) Checks Row Check %	160 73.1%	59 26.9%	219
<ul style="list-style-type: none"> • Implement regional activities outlined in the Mid-Willamette Valley Homeless Alliance action plan Checks Row Check %	161 73.5%	58 26.5%	219
<ul style="list-style-type: none"> • Explore funding options to establish a dedicated staff position to support and coordinate the City's efforts to reduce homelessness Checks Row Check %	155 66.2%	79 33.8%	234
<ul style="list-style-type: none"> • Explore the option of establishing social work positions within current City services (like the Library) Checks Row Check %	134 59.0%	93 41.0%	227
<ul style="list-style-type: none"> • Guided by the Our Salem plan housing needs analysis, take steps to fill identified gaps in affordable housing Checks Row Check %	180 78.6%	49 21.4%	229
Total Checks Checks % of Total Checks	1128 71.0%	461 29.0%	1589 100.0%

17. Creating Community Resilience

	Helps	Doesn't help	Total Checks
<ul style="list-style-type: none"> Continue efforts to support post-COVID business recovery Checks Row Check %	198 85.7%	33 14.3%	231
<ul style="list-style-type: none"> Continue to implement activities outlined within the Economic Development Strategy Checks Row Check %	164 77.0%	49 23.0%	213
<ul style="list-style-type: none"> Reduce or restructure regulations that may prohibit small businesses from expanding and growing within the city Checks Row Check %	194 85.1%	34 14.9%	228
<ul style="list-style-type: none"> Complete the Airport Master Plan to determine how the airport can best support economic development Checks Row Check %	146 66.1%	75 33.9%	221
<ul style="list-style-type: none"> Issue a bond in 2022 to replace aging fire apparatus and equipment (pending Year One decision) Checks Row Check %	142 66.4%	72 33.6%	214
<ul style="list-style-type: none"> Explore and implement selected options (potentially including the establishing a dedicated revenue source) to increase public safety funding in order to ensure appropriate staffing levels and resources for police, fire and emergency response efforts Checks Row Check %	151 68.6%	69 31.4%	220
Total Checks			
Checks	995	332	1327
% of Total Checks	75.0%	25.0%	100.0%

18. Increasing Equitable Delivery of City Services

	Helps	Doesn't help	Total Checks
<ul style="list-style-type: none"> • Provide training on diversity, equity, and inclusion to all City staff Checks Row Check %	139 60.2%	92 39.8%	231
<ul style="list-style-type: none"> • Perform equity analysis of key City services Checks Row Check %	145 63.3%	84 36.7%	229
<ul style="list-style-type: none"> • Expand translation and interpretation services Checks Row Check %	149 65.4%	79 34.6%	228
<ul style="list-style-type: none"> • Explore funding options to establish a dedicated staff position to support and coordinate the City's efforts related to diversity, equity, and inclusion Checks Row Check %	114 50.4%	112 49.6%	226
<ul style="list-style-type: none"> • Gathering information via public outreach to better understand the location and needs of underserved communities Checks Row Check %	166 72.8%	62 27.2%	228
<ul style="list-style-type: none"> • Continue to implement activities outlined within the Economic Development Strategy Checks Row Check %	158 74.2%	55 25.8%	213
<ul style="list-style-type: none"> • Digitize City records to ensure easier access by City residents Checks Row Check %	186 81.6%	42 18.4%	228
<ul style="list-style-type: none"> • Continue efforts to expand City services that can be offered virtually Checks Row Check %	201 87.4%	29 12.6%	230
<ul style="list-style-type: none"> • Upgrade or replace underlying technology systems (including the City's Enterprise Resource Planning system) that support the delivery of core City services Checks Row Check %	172 78.5%	47 21.5%	219

	Helps	Doesn't help	Total Checks
<ul style="list-style-type: none"> Address outstanding deferred maintenance on City infrastructure (including the Civic Center) that may impact residents and/or service delivery Checks Row Check %	173 77.6%	50 22.4%	223
<ul style="list-style-type: none"> Implement select options (which potentially include a payroll tax, fee study, and insourcing) to increase revenue needed to deliver core services (pending Year One decision) Checks Row Check %	117 52.0%	108 48.0%	225
Total Checks			
Checks	1720	760	2480
% of Total Checks	69.4%	30.6%	100.0%

19. Building Great Neighborhoods

	Helps	Doesn't help	Total Checks
<ul style="list-style-type: none"> Continue implementing activities outlined within the Our Salem plan Checks Row Check %	161 74.5%	55 25.5%	216
<ul style="list-style-type: none"> Determine strategy to ensure sustainable maintenance of current City parks Checks Row Check %	206 89.6%	24 10.4%	230
<ul style="list-style-type: none"> Develop a roadmap for Neighborhood Associations to establish City roles and responsibilities and increase resident participation Checks Row Check %	169 75.1%	56 24.9%	225
Total Checks			
Checks	536	135	671
% of Total Checks	79.9%	20.1%	100.0%

20. Taking Action on Climate Change

	Helps	Doesn't help	Total Checks
<ul style="list-style-type: none"> • Begin implementing activities outlined within the Climate Action plan Checks Row Check %	133 57.8%	97 42.2%	230
Total Checks Checks % of Total Checks	133 57.8%	97 42.2%	230 100.0%

21. Please share any additional thoughts you may have on these proposed priorities. Be sure to identify each policy on which you comment.

