

**CANVASS OF VOTES  
FOR THE SPECIAL ELECTION  
OF THE CITY OF SALEM, OREGON  
TUESDAY, NOVEMBER 7, 2023**

TO THE CITY COUNCIL OF THE CITY OF SALEM, OREGON:


I, Ruth Ann Stellmacher, City Recorder of the City of Salem, Oregon being the Elections Officer of the City of Salem for the Special Election, held November 7, 2023 report the results of said election herewith:

BALLOT MEASURE 24-491: "TAX ON WAGES AND SELF EMPLOYMNET EARNINGS TO FUND SERVICES"

	<u>Marion County</u>	<u>Polk County</u>	<u>Total</u>
YES	5485	1491	6976
NO	24544	7269	31813

ATTACHED HERETO and made a part of this Canvass Report are statements from Marion and Polk County Clerks listing votes cast in each of the City of Salem Precincts (Exhibit A).

PREPARED at Salem, Oregon this 11th day of December, 2023.

  
Ruth Ann Stellmacher, CMC  
City Recorder and Elections Officer



**Marion County**  
OREGON

COUNTY CLERK  
Bill Burgess  
(503) 588-3579  
[bburgess@co.marion.or.us](mailto:bburgess@co.marion.or.us)

ADMINISTRATION  
(503) 584-4785  
Fax: (503) 373-4408

ELECTIONS  
(503) 588-5041  
Fax: (503) 588-5383  
[elections@co.marion.or.us](mailto:elections@co.marion.or.us)

LICENSING AND RECORDING  
(503) 588-5226  
Fax: (503) 373-4408  
[recording@co.marion.or.us](mailto:recording@co.marion.or.us)

STATE OF OREGON                                }  
  } SS.  
COUNTY OF MARION                        }

**CERTIFICATE**

I, Bill Burgess, Marion County Clerk and Chief Election Official of Marion County, being first duly sworn, do depose and say:

THAT the attached abstracts are the true and final tallies from Marion County for the November 7, 2023, Special Election.

IN WITNESS HERETO I do set my hand this 1<sup>st</sup> day of December, 2023.

Bill Burgess  
Marion County Clerk



City of Salem Cumulative Report

Election Results

Run Time 10:28 AM  
Run Date 12/01/2023

Official Results

Registered Voters  
30045 of 169103 = 17.77%

Precincts Reporting  
88 of 88 = 100.00%


24-491 - City of Salem Payroll Tax - Referendum for the City of Salem

Precincts			Voters		
Counted	Total	Percent	Ballots	Registered	Percent
32	32	100.00%	30,045	89,784	33.46%

Choice	Party	Vote By Mail		Total	
YES		5,485	18.27%	5,485	18.27%
NO		24,544	81.73%	24,544	81.73%
Cast Votes:		30,029	100.00%	30,029	100.00%
Undervotes:		15		15	
Overvotes:		1		1	
Misc Write-In:		0		0	

\*\*\* End of report \*\*\*

I certify that the votes recorded on this abstract correctly summarize the tally of votes cast at the November 7<sup>th</sup>, 2023 Special Election.



December 1, 2023

Signature of County Clerk  
Bill Burgess

Date of Abstract

24-491 - City of Salem Payroll Tax - Referendum for the City of Salem

Precinct	YES	NO	Cast Votes	Undervotes	Overvotes	Misc Write-In	Vote By Mail Ballots Cast	Total Ballots Cast	Registered Voters	Turnout Percentage
310	375	1,148	1,523	0	0	0	1,523	1,523	5,274	28.88%
311	46	115	161	0	0	0	161	161	350	46.00%
312	29	157	186	0	0	0	186	186	415	44.82%
320	32	140	172	0	0	0	172	172	765	22.48%
321	127	383	510	2	0	0	512	512	2,318	22.09%
322	114	620	734	0	0	0	734	734	3,492	21.02%
323	539	1,181	1,720	0	0	0	1,720	1,720	4,078	42.18%
324	0	22	22	0	0	0	22	22	178	12.36%
325	0	0	0	0	0	0	0	0	0	0.00%
326	60	144	204	0	0	0	204	204	401	50.87%
330	87	424	511	2	0	0	513	513	1,583	32.41%
331	264	1,322	1,586	0	0	0	1,586	1,586	3,859	41.10%
332	535	2,038	2,573	2	1	0	2,576	2,576	6,819	37.78%
333	61	437	498	0	0	0	498	498	1,747	28.51%
340	264	1,743	2,007	1	0	0	2,008	2,008	5,230	38.39%
341	111	615	726	0	0	0	726	726	1,703	42.63%
342	445	2,726	3,171	1	0	0	3,172	3,172	7,525	42.15%
350	122	815	937	0	0	0	937	937	5,577	16.80%
351	37	318	355	0	0	0	355	355	1,467	24.20%
352	96	585	681	1	0	0	682	682	3,494	19.52%
353	5	56	61	0	0	0	61	61	180	33.89%

City of Salem Canvass Report

Election Results

Run Time

10:28 AM

Run Date

12/01/2023

Marion County, Oregon

November 7, 2023 Special Election

11/7/2023

Page 2

Official Results

Registered Voters

30045 of 169103 = 17.77%

Precincts Reporting

88 of 88 = 100.00%

24-491 - City of Salem Payroll Tax - Referendum for the City of Salem

Precinct	YES	NO	Cast Votes	Undervotes	Overvotes	Misc Write-In	Vote By Mail Ballots Cast	Total Ballots Cast	Registered Voters	Turnout Percentage
354	25	234	259	3	0	0	262	262	1,262	20.76%
355	0	16	16	0	0	0	16	16	103	15.53%
361	122	548	670	0	0	0	670	670	3,715	18.03%
362	110	630	740	0	0	0	740	740	3,270	22.63%
363	118	1,029	1,147	1	0	0	1,148	1,148	4,631	24.79%
370	592	1,933	2,525	0	0	0	2,525	2,525	5,192	48.63%
371	424	1,994	2,418	0	0	0	2,418	2,418	5,210	46.41%
372	298	1,657	1,955	1	0	0	1,956	1,956	4,933	39.65%
343	85	434	519	0	0	0	519	519	1,110	46.76%
313	0	0	0	0	0	0	0	0	0	0.00%
314	362	1,080	1,442	1	0	0	1,443	1,443	3,903	36.97%
Totals	5,485	24,544	30,029	15	1	0	30,045	30,045	89,784	33.46%

**City of Salem Canvass Report**

Election Results

Run Time 10:28 AM  
Run Date 12/01/2023

**Marion County, Oregon**

November 7, 2023 Special Election

11/7/2023


Page 3

**Official Results**

Registered Voters  
30045 of 169103 = 17.77%

Precincts Reporting  
88 of 88 = 100.00%

\*\*\* End of report \*\*\*

I certify that the votes recorded on this abstract correctly summarize the tally of votes cast at the November 7 <sup>th</sup> , 2023 Special Election.	
	<b>December 1, 2023</b>
Signature of County Clerk Bill Burgess	Date of Abstract





# POLK COUNTY

CLERK & RECORDER

POLK COUNTY COURTHOUSE • 850 MAIN STREET • DALLAS, OREGON 97338  
(503) 623-9217 • FAX (503) 623-0717 • [williams.kim@co.polk.or.us](mailto:williams.kim@co.polk.or.us)

Kimberly Williams  
County Clerk

December 1, 2023

Marion County Elections,

Please see the enclosed copy of the Abstract of Votes cast for the shared races in the Special Election held on November 7, 2023 in Polk County, Oregon.

Feel free to contact me or our office if you have any questions.

Sincerely,


Kim Williams  
Polk County Clerk  
[williams.kim@co.polk.or.us](mailto:williams.kim@co.polk.or.us)




Statistics	TOTAL
Registered Voters - Total	20,718
Ballots Cast - Total	8,766
Voter Turnout - Total	42.31%

24-491 City of Salem: Tax On Wages And Self Employment Earnings  
Vote For 1

	TOTAL
Yes	1,491
No	7,269
Total Votes Cast	8,760
Overvotes	1
Undervotes	5
Contest Totals	8,766



CERTIFIED TO BE A TRUE AND  
CORRECT COPY OF THE ORIGINAL.  
KIMBERLY WILLIAMS POLK COUNTY CLERK  
By  Deputy

24-491 City of Salem: Tax On Wages And Self Employment Earnings					
VOTE FOR 1					
	Yes	No	Total Votes Cast	Overvotes	Undervotes
134	476	2,362	2,838	0	2
136	331	1,814	2,145	1	2
140	241	1,271	1,512	0	1
146	443	1,822	2,265	0	0
Totals	1,491	7,269	8,760	1	5

