

**CANVASS OF VOTES
FOR THE SPECIAL DISTRICT ELECTION
OF THE CITY OF SALEM, OREGON
TUESDAY, MAY 20, 2025**

TO THE CITY COUNCIL OF THE CITY OF SALEM, OREGON:

I, Amy Johnson, City Recorder of the City of Salem, Oregon being the Elections Officer of the City of Salem for the Special District Election, held May 20, 2025, report the results of said election herewith:

COUNCILOR, WARD 6: Marion County


DEANNA GARCIA	816
MAI VANG	975
LOGAN LOR	339

**BALLOT MEASURE 24-514 -FIVE-YEAR OPERATING LEVY FOR PARKS,
RECREATION, LIBRARIES, AND SENIOR SERVICES**

	<u>Marion County</u>	<u>Polk County</u>	<u>Totals</u>
YES	16,506	4,016	20,522
NO	11,244	3,711	14,955

ATTACHED HERETO and made a part of this Canvass Report are statements from Marion and Polk County Clerks listing votes cast in each of the City of Salem Precincts (Exhibit B).

PREPARED at Salem, Oregon this 18th day of June, 2025.



Amy Johnson
City Recorder and Elections Officer



Marion County
OREGON

COUNTY CLERK
Bill Burgess
(503) 588-3579
bburgess@co.marion.or.us

ELECTIONS
(503) 588-5041
Fax: (503) 588-5383
elections@co.marion.or.us

LICENSING AND RECORDING
(503) 588-5226
Fax: (503) 373-4408
recording@co.marion.or.us

ADMINISTRATION
(503) 584-4785
Fax: (503) 373-4408

STATE OF OREGON }
 } SS.
COUNTY OF MARION }

CERTIFICATE

I, Bill Burgess, Marion County Clerk and Chief Election Official of Marion County, being first duly sworn, do depose and say:

THAT the attached abstracts are the true and final tallies from Marion County for the May 20, 2025 Special District Election.

IN WITNESS HERETO I do set my hand this 16th day of June, 2025.

Bill Burgess
Marion County Clerk

City of Salem Cumulative
Results

Official Election

Run Time 3:14 PM
Run Date 06/13/2025

Marion County

Special District Election

5/20/2025

Page 1

Official Results

Registered Voters
2336 of 224651 = 1.04%

Precincts Reporting
118 of 118 = 100.00%


City of Salem, Councilor, Ward 6 4 Year Term

Precincts			Voters		
Counted	Total	Percent	Ballots	Registered	Percent
3	3	100.00%	2,336	11,841	19.73%

Choice	Party	Vote By Mail		Total	
Deanna Garcia		816	38.17%	816	38.17%
Mai Vang		975	45.60%	975	45.60%
Logan Lor		339	15.86%	339	15.86%
Misc. Write-in (W)		8	0.37%	8	0.37%
Cast Votes:		2,138	100.00%	2,138	100.00%
Undervotes:		197		197	
Overvotes:		1		1	

*** End of report ***

I certify that the votes recorded on this abstract correctly summarize the tally of votes cast at the May 20, 2025 Special District Election.



June 16, 2025

Signature of County Clerk
Bill Burgess

Date of Abstract



Marion County

Special District Election

5/20/2025

Page 1

Official Results

Registered Voters

Predincts Reporting

City of Salem, Councilor, Ward 6 4 Year Term

Precinct	Deanna Garcia	Mai Vang	Logan Lor	Misc. Write-in (W)	Cast Votes	Undervotes	Overvotes	Vote By Mail Ballots Cast	Total Ballots Cast	Registered Voters	Turnout Percentage
361	222	276	67	3	568	33	0	601	601	3,660	16.42%
362	205	333	86	2	626	62	0	688	688	3,222	21.35%
363	389	366	186	3	944	102	1	1,047	1,047	4,959	21.11%
Totals	816	975	339	8	2,138	197	1	2,336	2,336	11,841	19.73%

City of Salem Canvass Results

Official Election

Run Time 3:37 PM

Run Date 06/13/2025

Marion County

Special District Election

5/20/2025

Page 2

Official Results


Registered Voters

2336 of 224651 = 1.04%

Precincts Reporting

118 of 118 = 100.00%

*** End of report ***

I certify that the votes recorded on this abstract correctly summarize the tally of votes cast at the May 20, 2025 Special District Election.	
	June 16, 2025
Signature of County Clerk Bill Burgess	Date of Abstract



Measure 24-514 Cumulative
Results

Official Election

Run Time 3:15 PM
Run Date 06/13/2025

Marion County

Special District Election

5/20/2025

Page 1

Official Results

Registered Voters

28143 of 224651 = 12.53%

Precincts Reporting

118 of 118 = 100.00%

24-514 - City of Salem Proposed Tax

Precincts			Voters		
Counted	Total	Percent	Ballots	Registered	Percent
32	32	100.00%	28,143	91,506	30.76%

Choice	Party	Vote By Mail		Total	
YES		16,506	59.48%	16,506	59.48%
NO		11,244	40.52%	11,244	40.52%
Cast Votes:		27,750	100.00%	27,750	100.00%
Undervotes:		388		388	
Overvotes:		5		5	

*** End of report ***

I certify that the votes recorded on this abstract correctly summarize the tally of votes cast at the May 20, 2025 Special District Election.

June 16, 2025

Signature of County Clerk
Bill Burgess

Date of Abstract



Measure 24-514 Canvass
Results

Official Election

Run Time 3:26 PM
Run Date 06/13/2025

Marion County

Special District Election

5/20/2025

Page 1

Official Results
Registered Voters
28143 of 224651 = 12.53%
Precincts Reporting
118 of 118 = 100.00%

24-514 - City of Salem Proposed Tax

Precinct	YES	NO	Cast Votes	Undervotes	Overvotes	Vote By Mail Ballots Cast	Total Ballots Cast	Registered Voters	Turnout Percentage
310	1,057	377	1,434	17	0	1,451	1,451	5,336	27.19%
311	107	42	149	1	0	150	150	334	44.91%
312	105	58	163	0	1	164	164	428	38.32%
320	81	62	143	5	0	148	148	799	18.52%
321	352	160	512	4	0	516	516	2,328	22.16%
322	343	270	613	10	0	623	623	3,532	17.64%
323	1,367	365	1,732	16	0	1,748	1,748	4,067	42.98%
324	13	10	23	0	0	23	23	169	13.61%
325	0	0	0	0	0	0	0	0	0.00%
326	172	45	217	3	0	220	220	393	55.98%
330	308	186	494	9	0	503	503	1,555	32.35%
331	798	569	1,367	18	2	1,387	1,387	3,905	35.52%
332	1,493	1,008	2,501	28	0	2,529	2,529	7,201	35.12%
333	192	215	407	4	0	411	411	1,778	23.12%
340	1,011	838	1,849	24	0	1,873	1,873	5,495	34.09%
341	359	290	649	12	0	661	661	1,706	38.75%
342	1,345	1,399	2,744	33	0	2,777	2,777	7,567	36.70%
350	423	414	837	12	0	849	849	5,716	14.85%
351	129	199	328	3	0	331	331	1,480	22.36%
352	307	311	618	14	0	632	632	3,657	17.28%
353	27	33	60	3	0	63	63	183	34.43%

Measure 24-514 Canvass
Results

Official Election

Run Time 3:26 PM
Run Date 06/13/2025

Marion County

Special District Election

5/20/2025

Page 2

Official Results
Registered Voters
28143 of 224651 = 12.53%
Precincts Reporting
118 of 118 = 100.00%

24-514 - City of Salem Proposed Tax

Precinct	YES	NO	Cast Votes	Undervotes	Overvotes	Vote By Mail Ballots Cast	Total Ballots Cast	Registered Voters	Turnout Percentage
354	140	95	235	5	0	240	240	1,272	18.87%
355	5	11	16	1	0	17	17	97	17.53%
361	328	264	592	9	0	601	601	3,660	16.42%
362	417	250	667	20	1	688	688	3,222	21.35%
363	477	547	1,024	23	0	1,047	1,047	4,959	21.11%
370	1,643	843	2,486	38	1	2,525	2,525	5,364	47.07%
371	1,316	930	2,246	28	0	2,274	2,274	5,253	43.29%
372	940	820	1,760	29	0	1,789	1,789	4,994	35.82%
343	231	230	461	5	0	466	466	1,122	41.53%
313	0	0	0	0	0	0	0	0	0.00%
314	1,020	403	1,423	14	0	1,437	1,437	3,934	36.53%
Totals	16,506	11,244	27,750	388	5	28,143	28,143	91,506	30.76%

Marion County

Special District Election

5/20/2025

Page 3

*** End of report ***

Official Results

Registered Voters

28143 of 224651 = 12.53%

Precincts Reporting

118 of 118 = 100.00%

I certify that the votes recorded on this abstract correctly summarize the tally of votes cast at the May 20, 2025 Special District Election.

June 16, 2025

Signature of County Clerk

Bill Burgess

Date of Abstract

Summary Results Report
May 20, 2025
Special District Election

OFFICIAL RESULTS
FINAL RESULTS
POLK COUNTY

24-514 City of Salem City of Salem


Vote For 1


	TOTAL	VOTE %
Yes	4,016	51.97%
No	3,711	48.03%
Total Votes Cast	7,727	100.00%
Overvotes	1	
Undervotes	72	
Contest Totals	7,800	

24-513 Chemeketa Community College Chemeketa C.C.

Vote For 1

	TOTAL	VOTE %
Yes	9,372	46.30%
No	10,871	53.70%
Total Votes Cast	20,243	100.00%
Overvotes	0	
Undervotes	963	
Contest Totals	21,206	



CERTIFIED TO BE A TRUE AND
CORRECT COPY OF THE ORIGINAL.
KIMBERLY WILLIAMS, POLK COUNTY CLERK
By  Deputy