

**CANVASS OF VOTES  
FOR THE PRIMARY ELECTION  
OF THE CITY OF SALEM, OREGON  
TUESDAY, MAY 19, 2026**


TO THE CITY COUNCIL OF THE CITY OF SALEM, OREGON:

I, Amy Johnson, City Recorder of the City of Salem, Oregon being the Elections Officer of the City of Salem for the Primary Election, held May 19, 2026, report the results of said election herewith:

	<u>Marion County</u>	<u>Polk County</u>	<u>Total</u>
<b>MAYOR:</b>			
VANESSA NORDYKE	18,917	4,851	23,768
JULIE HOY	14,128	4,268	18,396
 <b>COUNCILOR, WARD 2:</b>			
DEANNA GWYN	2,846		
DAVID INBODY	3,261		
 <b>COUNCILOR, WARD 4:</b>			
MANNY MARTINEZ	1,374		
LINDA NISHIOKA	2,321		
 <b>COUNCILOR, WARD 6:</b>			
MAI VANG	1,403		
BETSY VEGA	1,447		
 <b>COUNCILOR, WARD 8:</b>			
CHRIS CUMMINGS		3,509	
MICKI VARNEY		3,514	
 <b>MUNICIPAL JUDGE:</b>			
ELEANOR C BEATTY	18,798	5,597	24,395

ATTACHED HERETO and made a part of this Canvass Report are statements from Marion and Polk County Clerks listing votes cast in each of the City of Salem Precincts.

PREPARED at Salem, Oregon this 16<sup>th</sup> day of June, 2026.

  
 \_\_\_\_\_  
 City Recorder and Elections Officer

**City of Salem Cumulative Results**

Official

Run Time 5:04 PM  
Run Date 06/11/2026

**Marion County, Oregon**

**Gubernatorial Primary Election**

5/19/2026

Page 1

**Official Results**

**Registered Voters**

35674 of 228823 = 15.59%

**Precincts Reporting**

119 of 119 = 100.00%

**City of Salem, Mayor 2-Year Term - NonPartisan**

Precincts			Voters		
Counted	Total	Percent	Ballots	Registered	Percent
32	32	100.00%	35,678	93,371	38.21%

Choice	Party	Vote by Mail		Total	
Julie Hoy		14,128	42.56%	14,128	42.56%
Vanessa Nordyke		18,917	56.99%	18,917	56.99%
Misc Write-in (W)		150	0.45%	150	0.45%
Cast Votes:		33,195	100.00%	33,195	100.00%
Undervotes:		2,412		2,412	
Overvotes:		71		71	

**City of Salem, Municipal Judge 4-Year Term - NonPartisan**

Precincts			Voters		
Counted	Total	Percent	Ballots	Registered	Percent
32	32	100.00%	35,678	93,371	38.21%

Choice	Party	Vote by Mail		Total	
Eleanor C Beatty		18,798	98.76%	18,798	98.76%
Misc Write-in (W)		236	1.24%	236	1.24%
Cast Votes:		19,034	100.00%	19,034	100.00%
Undervotes:		16,630		16,630	
Overvotes:		14		14	

**City of Salem, Councilor, Ward 2 4-Year Term - NonPartisan**

Precincts			Voters		
Counted	Total	Percent	Ballots	Registered	Percent
7	7	100.00%	4,158	11,377	36.55%

Choice	Party	Vote by Mail		Total	
Manny Martinez		1,374	37.08%	1,374	37.08%
Linda Nishioka		2,321	62.63%	2,321	62.63%
Misc Write-in (W)		11	0.30%	11	0.30%
Cast Votes:		3,706	100.00%	3,706	100.00%
Undervotes:		446		446	
Overvotes:		6		6	

**City of Salem Cumulative Results**

Official

Run Time 5:04 PM  
Run Date 06/11/2026

**Marion County, Oregon**

Gubernatorial Primary Election

5/19/2026

Page 2

**Official Results**

Registered Voters  
35674 of 228823 = 15.59%  
Precincts Reporting  
119 of 119 = 100.00%

**City of Salem, Councilor, Ward 4 4-Year Term - NonPartisan**

Precincts			Voters		
Counted	Total	Percent	Ballots	Registered	Percent
4	4	100.00%	7,309	16,128	45.29%

Choice	Party	Vote by Mail		Total	
Deanna Gwyn		2,846	46.45%	2,846	46.45%
David Inbody		3,261	53.22%	3,261	53.22%
Misc Write-in (W)		20	0.33%	20	0.33%
Cast Votes:		6,127	100.00%	6,127	100.00%
Undervotes:		1,176		1,176	
Overvotes:		6		6	


**City of Salem, Councilor, Ward 6 4-Year Term - NonPartisan**

Precincts			Voters		
Counted	Total	Percent	Ballots	Registered	Percent
3	3	100.00%	3,264	12,360	26.41%

Choice	Party	Vote by Mail		Total	
Mai Vang		1,403	48.92%	1,403	48.92%
Betsy Vega		1,447	50.45%	1,447	50.45%
Misc Write-in (W)		18	0.63%	18	0.63%
Cast Votes:		2,868	100.00%	2,868	100.00%
Undervotes:		390		390	
Overvotes:		6		6	

\*\*\* End of report \*\*\*



I certify that the votes recorded on this abstract correctly summarize the tally of votes cast at the May 19, 2026 Primary Election.	
	June 11, 2026
Signature of County Clerk Bill Burgess	Date of Abstract

Official

Registered Voters  
35674 of 228823 = 15.59%

Gubernatorial Primary Election

Precincts Reporting

119 of 119 = 100.00%

Run Time 5:06 PM  
Run Date 06/11/2026

5/19/2026

Page 1

City of Salem, Mayor 2-Year Term - NonPartisan

Precinct	Candidate						Vote by Mail Ballots Cast			
	Julie Hoy	Vanessa Nordyke	Misc Write-in (W)	Cast Votes	Undervotes	Overvotes	Total Ballots Cast	Registered Voters	Turnout Percentage	
310	560	1,169	7	1,736	111	1	1,848	1,848	5,592	33.05%
311	39	109	0	148	5	0	153	153	334	45.81%
312	64	121	0	185	20	1	206	206	421	48.93%
313	0	0	0	0	0	0	0	0	0	0.00%
314	536	1,186	15	1,737	92	1	1,830	1,830	4,058	45.10%
320	104	107	1	212	14	0	226	226	781	28.94%
321	203	450	3	656	54	1	711	711	2,371	29.99%
322	376	442	1	819	70	3	892	892	3,576	24.94%
323	546	1,367	8	1,921	100	2	2,023	2,023	4,084	49.53%
324	14	16	1	31	4	0	35	35	167	20.96%
325	0	0	0	0	0	0	0	0	0	0.00%
326	69	191	3	263	7	1	271	271	398	68.09%
330	228	361	3	592	36	1	629	629	1,650	38.12%
331	785	846	7	1,638	132	1	1,771	1,771	3,951	44.82%
332	1,140	1,661	20	2,821	204	10	3,035	3,035	7,192	42.20%
333	298	212	6	516	70	0	586	586	1,772	33.07%
340	1,105	1,047	6	2,158	157	2	2,317	2,317	5,576	41.55%
341	366	431	4	801	46	3	850	850	1,803	47.14%
342	1,617	1,678	12	3,307	244	7	3,558	3,558	7,613	46.73%
343	257	288	3	548	39	1	588	588	1,136	51.76%
350	537	588	9	1,134	99	2	1,235	1,235	5,876	21.02%

**City of Salem Canvass Results**

Official

Run Time 5:06 PM

Run Date 06/11/2026

**Marion County, Oregon**

**Gubernatorial Primary Election**

5/19/2026

Page 2

**Official Results**

Registered Voters  
35674 of 228823 = 15.59%

Precincts Reporting  
119 of 119 = 100.00%

**City of Salem, Mayor 2-Year Term - NonPartisan**

Precinct	Candidate						Vote by Mail Ballots Cast			
	Julie Hoy	Vanessa Nordyke	Misc Write-in (W)	Cast Votes	Undervotes	Overvotes	Total Ballots Cast	Registered Voters	Turnout Percentage	
351	184	209	1	394	42	1	437	437	1,499	29.15%
352	400	390	6	796	109	4	909	909	3,820	23.80%
353	36	21	1	58	7	0	65	65	193	33.68%
354	119	177	1	297	20	0	317	317	1,289	24.59%
355	13	10	0	23	0	0	23	23	107	21.50%
361	372	387	6	765	46	3	814	814	3,623	22.47%
362	384	468	3	855	68	2	925	925	3,254	28.43%
363	716	651	5	1,372	137	16	1,525	1,525	5,483	27.81%
370	1,082	1,728	5	2,815	140	5	2,960	2,960	5,435	54.46%
371	1,005	1,478	2	2,485	161	3	2,649	2,649	5,292	50.06%
372	974	1,131	11	2,116	178	0	2,294	2,294	5,025	45.65%
<b>Totals</b>	<b>14,128</b>	<b>18,917</b>	<b>150</b>	<b>33,195</b>	<b>2,412</b>	<b>71</b>	<b>35,678</b>	<b>35,678</b>	<b>93,371</b>	<b>38.21%</b>

Official

Gubernatorial Primary Election

Registered Voters  
35674 of 228823 = 15.59%

Precincts Reporting

119 of 119 = 100.00%

Run Time 5:06 PM

5/19/2026

Run Date 06/11/2026

Page 3

City of Salem, Municipal Judge 4-Year Term - NonPartisan

Precinct	Vote by Precinct					Vote by Mail Ballots Cast			
	Eleanor C Beatty	Misc Write-in (W)	Cast Votes	Undervotes	Overvotes	Total Ballots Cast	Registered Voters	Turnout Percentage	
310	897	24	921	927	0	1,848	1,848	5,592	33.05%
311	84	1	85	68	0	153	153	334	45.81%
312	105	0	105	101	0	206	206	421	48.93%
313	0	0	0	0	0	0	0	0	0.00%
314	913	11	924	906	0	1,830	1,830	4,058	45.10%
320	122	2	124	102	0	226	226	781	28.94%
321	366	9	375	336	0	711	711	2,371	29.99%
322	485	2	487	405	0	892	892	3,576	24.94%
323	1,064	18	1,082	941	0	2,023	2,023	4,084	49.53%
324	17	0	17	18	0	35	35	167	20.96%
325	0	0	0	0	0	0	0	0	0.00%
326	133	2	135	136	0	271	271	398	68.09%
330	346	6	352	276	1	629	629	1,650	38.12%
331	942	11	953	818	0	1,771	1,771	3,951	44.82%
332	1,589	14	1,603	1,432	0	3,035	3,035	7,192	42.20%
333	329	6	335	251	0	586	586	1,772	33.07%
340	1,196	3	1,199	1,117	1	2,317	2,317	5,576	41.55%
341	465	11	476	374	0	850	850	1,803	47.14%
342	1,882	16	1,896	1,659	1	3,558	3,558	7,613	46.73%
343	311	2	313	275	0	588	588	1,136	51.76%
350	673	12	685	549	1	1,235	1,235	5,876	21.02%

Official

Gubernatorial Primary Election

Registered Voters  
35674 of 228823 = 15.59%

Precincts Reporting

119 of 119 = 100.00%

Run Time 5:06 PM

5/19/2026

Run Date 06/11/2026

Page 4

City of Salem, Municipal Judge 4-Year Term - NonPartisan

Precinct	Vote by Precinct					Vote by Mail Ballots Cast		
	Eleanor C Beatty	Misc Write-in (W)	Cast Votes	Undervotes	Overvotes	Total Ballots Cast	Registered Voters	Turnout Percentage
351	252	1	253	184	0	437	437	1,499 29.15%
352	490	6	496	413	0	909	909	3,820 23.80%
353	36	2	38	27	0	65	65	193 33.68%
354	177	1	178	139	0	317	317	1,289 24.59%
355	13	0	13	10	0	23	23	107 21.50%
361	472	8	480	333	1	814	814	3,623 22.47%
362	534	5	539	386	0	925	925	3,254 28.43%
363	837	16	853	665	7	1,525	1,525	5,483 27.81%
370	1,501	15	1,516	1,443	1	2,960	2,960	5,435 54.46%
371	1,349	14	1,363	1,286	0	2,649	2,649	5,292 50.06%
372	1,220	18	1,238	1,055	1	2,294	2,294	5,025 45.65%
<b>Totals</b>	<b>18,798</b>	<b>236</b>	<b>19,034</b>	<b>16,630</b>	<b>14</b>	<b>35,678</b>	<b>35,678</b>	<b>93,371 38.21%</b>

Official

Gubernatorial Primary Election

Registered Voters  
35674 of 228823 = 15.59%

Precincts Reporting  
119 of 119 = 100.00%

Run Time 5:06 PM  
Run Date 06/11/2026

5/19/2026  
Page 5

City of Salem, Councilor, Ward 2 4-Year Term - NonPartisan

Precinct	Candidate						Vote by Mail Ballots Cast			
	Manny Martinez	Linda Nishioka	Misc Write-in (W)	Cast Votes	Undervotes	Overvotes	Total Ballots Cast	Registered Voters	Turnout Percentage	
320	105	89	1	195	31	0	226	226	781 28.94%	
321	233	391	2	626	83	2	711	711	2,371 29.99%	
322	407	363	0	770	121	1	892	892	3,576 24.94%	
323	534	1,293	8	1,835	185	3	2,023	2,023	4,084 49.53%	
324	16	15	0	31	4	0	35	35	167 20.96%	
325	0	0	0	0	0	0	0	0	0 0.00%	
326	79	170	0	249	22	0	271	271	398 68.09%	
<b>Totals</b>	<b>1,374</b>	<b>2,321</b>	<b>11</b>	<b>3,706</b>	<b>446</b>	<b>6</b>	<b>4,158</b>	<b>4,158</b>	<b>11,377 36.55%</b>	

Official

Gubernatorial Primary Election

Registered Voters

35674 of 228823 = 15.59%

Precincts Reporting

119 of 119 = 100.00%

Run Time 5:06 PM

5/19/2026

Run Date 06/11/2026

Page 6

City of Salem, Councilor, Ward 4 4-Year Term - NonPartisan

Precinct	Vote by Mail Ballots Cast						Total Ballots Cast			
	Deanna Gwyn	David Inbody	Misc Write-in (W)	Cast Votes	Undervotes	Overvotes	Total Ballots Cast	Registered Voters	Turnout Percentage	
340	924	986	8	1,918	398	1	2,317	2,317	5,576	41.55%
341	323	424	1	748	102	0	850	850	1,803	47.14%
342	1,359	1,584	9	2,952	597	5	3,554	3,554	7,613	46.63%
343	240	267	2	509	79	0	588	588	1,136	51.76%
<b>Totals</b>	<b>2,846</b>	<b>3,261</b>	<b>20</b>	<b>6,127</b>	<b>1,176</b>	<b>6</b>	<b>7,309</b>	<b>7,309</b>	<b>16,128</b>	<b>45.32%</b>

Official

Gubernatorial Primary Election

Registered Voters  
35674 of 228823 = 15.59%

Precincts Reporting

119 of 119 = 100.00%

Run Time 5:06 PM

5/19/2026

Run Date 06/11/2026

Page 7

City of Salem, Councilor, Ward 6 4-Year Term - NonPartisan

Precinct	Mai Vang	Betsy Vega	Misc Write-in (W)	Cast Votes	Undervotes	Overvotes	Vote by Mail Ballots Cast	Total Ballots Cast	Registered Voters	Turnout Percentage
361	365	363	8	736	76	2	814	814	3,623	22.47%
362	464	340	5	809	114	2	925	925	3,254	28.43%
363	574	744	5	1,323	200	2	1,525	1,525	5,483	27.81%
<b>Totals</b>	<b>1,403</b>	<b>1,447</b>	<b>18</b>	<b>2,868</b>	<b>390</b>	<b>6</b>	<b>3,264</b>	<b>3,264</b>	<b>12,360</b>	<b>26.41%</b>

Official

Gubernatorial Primary Election

Registered Voters  
35674 of 228823 = 15.59%

Precincts Reporting

119 of 119 = 100.00%

Run Time 5:06 PM


5/19/2026

Run Date 06/11/2026

Page 8

\*\*\* End of report \*\*\*



I certify that the votes recorded on this abstract correctly summarize the tally of votes cast at the May 19, 2026 Primary Election.	
	June 11, 2026
Signature of County Clerk Bill Burgess	Date of Abstract





Office recorded on this sheet	City of Salem - Muncipal Judge	MARION	POLK	Total this pa	ABSTRACT OF VOTES
County	Marion and Polk Counties				
Election	5/19/2026, Primary Election				
COMBINED ABSTRACT		CITY OF SALEM			
Chris Cummings	0	3,509		3,509	
Micki Varney	0	3,514		3,514	
Undervotes	0	967		967	
Overvotes	0	3		3	
Misc write-in votes	0	14		14	
TOTAL	0	8,007		8,007	

I certify that the votes recorded on this abstract correctly summarize the tally of votes cast at the election

Signature of County Clerk:

Date:

*[Handwritten Signature]*

*6/11/26*





# POLK COUNTY

POLK COUNTY COURTHOUSE • 850 MAIN STREET • DALLAS, OREGON 97338  
(503) 623-9217 • FAX (503) 623-0717 • [williams.kim@co.polk.or.us](mailto:williams.kim@co.polk.or.us)

**CLERK & RECORDER**

Kimberly Williams  
County Clerk

June 11, 2026

I, Cole Steckley, Polk County Chief Elections Clerk, do hereby certify that the attached printouts are the complete official results for all Marion County shared races/measures in the Primary Election held in Polk County, Oregon, on May 19, 2026.

Cole Steckley  
Polk County  
Chief Elections Clerk

Summary Results Report  
 May 19 2026 Primary Election  
 Polk County

OFFICIAL RESULTS  
 FINAL CERTIFIED RESULTS  
 MARION SHARED RACES

Statistics	TOTAL
Registered Voters - Total	64,962
Registered Voters - NonPartisan	28,546
Registered Voters - Democrat	17,037
Registered Voters - Republican	19,379
Ballots Cast - Total	29,266
Ballots Cast - NonPartisan	7,322
Ballots Cast - Democrat	9,607
Ballots Cast - Republican	12,337
Voter Turnout - Total	45.05%
Voter Turnout - NonPartisan	25.65%
Voter Turnout - Democrat	56.39%
Voter Turnout - Republican	63.66%

City of Salem, Mayor

Vote For 1	TOTAL
Julie Hoy	4,268
Vanessa Nordyke	4,851
Write-In Totals	53
Total Votes Cast	9,172
Overvotes	0
Undervotes	613
Contest Totals	9,785


City of Salem, Municipal Judge

Vote For 1	TOTAL
Eleanor C Beatty	5,597
Write-In Totals	85
Total Votes Cast	5,682
Overvotes	0
Undervotes	4,103
Contest Totals	9,785

City of Salem, Councilor, Ward 8

Vote For 1	TOTAL
Chris Cummings	3,509
Micki Varney	3,514
Write-In Totals	14
Total Votes Cast	7,037
Overvotes	3
Undervotes	967
Contest Totals	8,007



CERTIFIED TO BE A TRUE AND  
 CORRECT COPY OF THE ORIGINAL.  
 KIMBERLY WILLIAMS, POLK COUNTY CLERK  
 By  Deputy


City of Salem, Mayor  
 VOTE FOR 1

	Julie Hoy	Vanessa Nordyke	Write-In Totals	Total Votes Cast	Overvotes	Undervotes	Contest Total
134	1,437	1,482	6	2,925	0	222	3,147
136	1,102	1,105	14	2,221	0	142	2,363
140	644	1,006	16	1,666	0	112	1,778
146	1,085	1,258	17	2,360	0	137	2,497
Totals	4,268	4,851	53	9,172	0	613	9,785

City of Salem, Municipal Judge						
VOTE FOR 1						
	Eleanor C Beatty	Write-In Totals	Total Votes Cast	Overvotes	Undervotes	Contest Total
134	1,799	29	1,828	0	1,319	3,147
136	1,312	20	1,332	0	1,031	2,363
140	1,065	11	1,076	0	702	1,778
146	1,421	25	1,446	0	1,051	2,497
Totals	5,597	85	5,682	0	4,103	9,785

City of Salem, Councilor, Ward 8							
VOTE FOR 1							
	Chris Cummings	Micki Varney	Write-In Totals	Total Votes Cast	Overvotes	Undervotes	Contest Total
134	1,397	1,345	6	2,748	0	399	3,147
136	1,064	1,015	3	2,082	0	281	2,363
146	1,048	1,154	5	2,207	3	287	2,497
<b>Totals</b>	<b>3,509</b>	<b>3,514</b>	<b>14</b>	<b>7,037</b>	<b>3</b>	<b>967</b>	<b>8,007</b>



CERTIFIED TO BE A TRUE AND  
 CORRECT COPY OF THE ORIGINAL.  
 KIMBERLY WILLIAMS, POLK COUNTY CLERK  
 By  Deputy