

**CANVASS OF VOTES
FOR THE PRIMARY ELECTION
OF THE CITY OF SALEM, OREGON
TUESDAY, MAY 21, 2024**


TO THE CITY COUNCIL OF THE CITY OF SALEM, OREGON:

I, Amy Johnson, Deputy City Recorder of the City of Salem, Oregon being the Elections Officer of the City of Salem for the Primary Election, held May 21, 2024, report the results of said election herewith:

	<u>Marion County</u>	<u>Polk County</u>	<u>Total</u>
MAYOR:			
Chris Hoy	11,902	2,809	14,711
Julie Hoy	13,807	4,363	18,170
COUNCILOR, WARD 1:			
Celine Coleman	1,096	453	1,549
Paul Tigan	1,659	591	2,250
COUNCILOR, WARD 3:			
Nathan Soltz	2,093		
Shane Matthews	2,135		
COUNCILOR, WARD 5:			
Irvin M. Brown	965		
Michael Hoselton	843		
COUNCILOR, WARD 7:			
Vanessa Nordyke	3,969		

ATTACHED HERETO and made a part of this Canvass Report are statements from Marion and Polk County Clerks listing votes cast in each of the City of Salem Precincts (Exhibit A).

PREPARED at Salem, Oregon this 17th day of June, 2024.



Amy Johnson,
Deputy City Recorder and Elections Officer

City of Salem Cumulative Report

Election Results

Run Time 8:49 AM
Run Date 06/17/2024

Marion County, Oregon

May 21 2024 Primary Election

5/21/2024

Page 1

Official Results

Registered Voters
27308 of 221588 = 12.32%

Precincts Reporting
118 of 118 = 100.00%

City of Salem, Mayor, 2-Year Term - NonPartisan - Vote For 1

Precincts			Voters		
Counted	Total	Percent	Ballots	Registered	Percent
32	32	100.00%	27,308	90,108	30.31%

Choice	Party	Vote By Mail		Total	
Chris Hoy		11,902	46.30%	11,902	46.30%
Julie Hoy		13,807	53.70%	13,807	53.70%
Cast Votes:		25,709	100.00%	25,709	100.00%
Undervotes:		1,447		1,447	
Overvotes:		1		1	
Misc Write-in:		151		151	

City of Salem, Councilor, Ward 1, 4-Year Term - NonPartisan - Vote For 1

Precincts			Voters		
Counted	Total	Percent	Ballots	Registered	Percent
5	5	100.00%	3,123	9,859	31.68%

Choice	Party	Vote By Mail		Total	
Celine Coleman		1,096	39.78%	1,096	39.78%
Paul Tigan		1,659	60.22%	1,659	60.22%
Cast Votes:		2,755	100.00%	2,755	100.00%
Undervotes:		353		353	
Overvotes:		1		1	
Misc Write-in:		14		14	

City of Salem, Councilor, Ward 3, 4-Year Term - NonPartisan - Vote For 1

Precincts			Voters		
Counted	Total	Percent	Ballots	Registered	Percent
4	4	100.00%	4,839	14,137	34.23%

Choice	Party	Vote By Mail		Total	
Nathan Soltz		2,093	49.50%	2,093	49.50%
Shane Matthews		2,135	50.50%	2,135	50.50%
Cast Votes:		4,228	100.00%	4,228	100.00%
Undervotes:		598		598	
Overvotes:		4		4	
Misc Write-in:		9		9	

City of Salem Cumulative Report

Marion County, Oregon

Official Results

Election Results

May 21 2024 Primary Election

Registered Voters

27308 of 221588 = 12.32%

Run Time 8:49 AM

5/21/2024

Precincts Reporting

118 of 118 = 100.00%

Run Date 06/17/2024

Page 2

City of Salem, Councilor, Ward 5, 4-Year Term - NonPartisan - Vote For 1

Precincts			Voters		
Counted	Total	Percent	Ballots	Registered	Percent
6	6	100.00%	2,118	12,197	17.36%

Choice	Party	Vote By Mail		Total	
Irvin M Brown		965	53.37%	965	53.37%
Michael Hoselton		843	46.63%	843	46.63%
Cast Votes:		1,808	100.00%	1,808	100.00%
Undervotes:		296		296	
Overvotes:		0		0	
Misc Write-in:		14		14	

City of Salem, Councilor, Ward 7, 4-Year Term - NonPartisan - Vote For 1

Precincts			Voters		
Counted	Total	Percent	Ballots	Registered	Percent
3	3	100.00%	6,302	15,410	40.90%

Choice	Party	Vote By Mail		Total	
Vanessa Nordyke		3,969	100.00%	3,969	100.00%
Cast Votes:		3,969	100.00%	3,969	100.00%
Undervotes:		2,268		2,268	
Overvotes:		0		0	
Misc Write-in:		65		65	

*** End of report ***

I certify that the votes recorded on this abstract correctly summarize the tally of votes cast at the May 21st, 2024 Primary Election.

June 17, 2024

Signature of County Clerk
Bill Burgess

Date of Abstract

City of Salem Canvass Report

Election Results

Run Time 8:43 AM
Run Date 06/17/2024

Marion County, Oregon

May 21 2024 Primary Election

5/21/2024

Page 1

Official Results
Registered Voters
27308 of 90108 = 30.31%
Precincts Reporting
32 of 32 = 100.00%

City of Salem, Mayor, 2-Year Term - NonPartisan - Vote For 1

Precinct	Chris Hoy	Julie Hoy	Cast Votes	Undervotes	Overvotes	Misc Write-In	Vote By Mail Ballots Cast	Total Ballots Cast	Registered Voters	Turnout Percentage
310	767	577	1,344	65	0	8	1,417	1,417	5,224	27.12%
311	92	42	134	5	0	2	141	141	337	41.84%
312	95	67	162	8	0	0	170	170	427	39.81%
314	787	551	1,338	45	0	12	1,395	1,395	3,871	36.04%
320	59	80	139	13	0	3	155	155	778	19.92%
321	258	167	425	30	0	4	459	459	2,348	19.55%
322	239	331	570	36	0	2	608	608	3,453	17.61%
323	1,048	542	1,590	74	0	7	1,671	1,671	4,068	41.08%
324	6	8	14	1	0	0	15	15	183	8.20%
325	0	0	0	0	0	0	0	0	0	0.00%
326	125	76	201	13	0	2	216	216	415	52.05%
330	231	229	460	25	0	0	485	485	1,539	31.51%
331	561	794	1,355	62	0	12	1,429	1,429	3,894	36.70%
332	1,129	1,216	2,345	116	0	6	2,467	2,467	6,963	35.43%
333	134	275	409	48	0	1	458	458	1,741	26.31%
340	644	1,019	1,663	109	0	11	1,783	1,783	5,299	33.65%
341	260	333	593	31	0	4	628	628	1,657	37.90%
342	1,018	1,549	2,567	147	0	15	2,729	2,729	7,519	36.29%
343	183	264	447	26	0	0	473	473	1,109	42.65%
350	307	478	785	57	0	5	847	847	5,627	15.05%
351	97	186	283	10	0	0	293	293	1,444	20.29%

City of Salem Canvass Report

Election Results

Run Time 8:43 AM
Run Date 06/17/2024

Marion County, Oregon

May 21 2024 Primary Election

5/21/2024

Page 2

Official Results

Registered Voters
27308 of 90108 = 30.31%
Precincts Reporting
32 of 32 = 100.00%

City of Salem, Mayor, 2-Year Term - NonPartisan - Vote For 1

Precinct	Chris Hoy	Julie Hoy	Cast Votes	Undervotes	Overvotes	Misc Write-in	Vote By Mail Ballots Cast	Total Ballots Cast	Registered Voters	Turnout Percentage
352	207	384	591	59	0	11	661	661	3,563	18.55%
353	16	33	49	1	0	1	51	51	187	27.27%
354	104	126	230	16	0	4	250	250	1,275	19.61%
355	8	4	12	4	0	0	16	16	101	15.84%
361	212	316	528	33	0	8	569	569	3,703	15.37%
362	277	353	630	46	0	1	677	677	3,232	20.95%
363	265	616	881	57	1	4	943	943	4,741	19.89%
370	1,164	1,163	2,327	91	0	10	2,428	2,428	5,212	46.58%
371	930	1,084	2,014	110	0	9	2,133	2,133	5,261	40.54%
372	679	944	1,623	109	0	9	1,741	1,741	4,937	35.26%
313	0	0	0	0	0	0	0	0	0	0.00%
Totals	11,902	13,807	25,709	1,447	1	151	27,308	27,308	90,108	30.31%

City of Salem Canvass Report

Election Results

Run Time 8:43 AM
Run Date 06/17/2024

Marion County, Oregon

May 21 2024 Primary Election

5/21/2024

Page 3

Official Results

Registered Voters
27308 of 90108 = 30.31%
Precincts Reporting
32 of 32 = 100.00%

City of Salem, Councilor, Ward 1, 4-Year Term - NonPartisan - Vote For 1

Precinct	Celine Coleman	Paul Tigan	Cast Votes	Undervotes	Overvotes	Misc Write-In	Vote By Mail Ballots Cast	Total Ballots Cast	Registered Voters	Turnout Percentage
310	528	727	1,255	159	1	2	1,417	1,417	5,224	27.12%
311	44	84	128	12	0	1	141	141	337	41.84%
312	54	94	148	22	0	0	170	170	427	39.81%
314	470	754	1,224	160	0	11	1,395	1,395	3,871	36.04%
313	0	0	0	0	0	0	0	0	0	0.00%
Totals	1,096	1,659	2,755	353	1	14	3,123	3,123	9,859	31.68%

City of Salem Canvass Report

Election Results

Run Time 8:43 AM
Run Date 06/17/2024

Marion County, Oregon

May 21 2024 Primary Election

5/21/2024

Page 4

Official Results

Registered Voters
27308 of 90108 = 30.31%
Precincts Reporting
32 of 32 = 100.00%

City of Salem, Councilor, Ward 3, 4-Year Term - NonPartisan - Vote For 1

Precinct	Nathan Soltz	Shane Matthews	Cast Votes	Undervotes	Overvotes	Misc Write-In	Vote By Mail Ballots Cast	Total Ballots Cast	Registered Voters	Turnout Percentage
330	199	228	427	58	0	0	485	485	1,539	31.51%
331	562	677	1,239	185	1	4	1,429	1,429	3,894	36.70%
332	1,193	987	2,180	280	3	4	2,467	2,467	6,963	35.43%
333	139	243	382	75	0	1	458	458	1,741	26.31%
Totals	2,093	2,135	4,228	598	4	9	4,839	4,839	14,137	34.23%

City of Salem Canvass Report

Election Results

Run Time 8:43 AM
Run Date 06/17/2024

Marion County, Oregon

May 21 2024 Primary Election

5/21/2024

Page 5

Official Results
Registered Voters
27308 of 90108 = 30.31%
Precincts Reporting
32 of 32 = 100.00%

City of Salem, Councilor, Ward 5, 4-Year Term - NonPartisan - Vote For 1

Precinct	Irvin M Brown	Michael Heselton	Cast Votes	Undervotes	Overvotes	Misc Write-In	Vote By Mail Ballots Cast	Total Ballots Cast	Registered Voters	Turnout Percentage
350	360	368	728	117	0	2	847	847	5,627	15.05%
351	147	120	267	25	0	1	293	293	1,444	20.29%
352	290	249	539	114	0	8	661	661	3,563	18.55%
353	24	18	42	9	0	0	51	51	187	27.27%
354	137	85	222	25	0	3	250	250	1,275	19.61%
355	7	3	10	6	0	0	16	16	101	15.84%
Totals	965	843	1,808	296	0	14	2,118	2,118	12,197	17.36%

City of Salem Canvass Report

Election Results

Run Time 8:43 AM
Run Date 06/17/2024

Marion County, Oregon

May 21 2024 Primary Election

5/21/2024

Page 6

Official Results

Registered Voters
27308 of 90108 = 30.31%
Precincts Reporting
32 of 32 = 100.00%

City of Salem, Councilor, Ward 7, 4-Year Term - NonPartisan - Vote For 1

Precinct	Vanessa Nordyke	Cast Votes	Undervotes	Overvotes	Misc Write-In	Vote By Mail Ballots Cast	Total Ballots Cast	Registered Voters	Turnout Percentage
370	1,583	1,583	817	0	28	2,428	2,428	5,212	46.58%
371	1,312	1,312	803	0	18	2,133	2,133	5,261	40.54%
372	1,074	1,074	648	0	19	1,741	1,741	4,937	35.26%
Totals	3,969	3,969	2,268	0	65	6,302	6,302	15,410	40.90%

City of Salem Canvass Report

Election Results

Run Time

8:43 AM

Run Date

06/17/2024

Marion County, Oregon

May 21 2024 Primary Election

5/21/2024

Page 7

Official Results

Registered Voters

27308 of 90108 = 30.31%

Precincts Reporting

32 of 32 = 100.00%

*** End of report ***

I certify that the votes recorded on this abstract correctly summarize the tally of votes cast at the May 21st, 2024 Primary Election.

June 17, 2024



Signature of County Clerk

Bill Burgess

Date of Abstract



POLK COUNTY

CLERK & RECORDER

POLK COUNTY COURTHOUSE * 850 MAIN STREET * DALLAS, OREGON 97338
(503) 623-9217 * FAX (503) 623-0717 * williams.kim@co.polk.or.us

Kimberly Williams
County Clerk

June 14, 2024

Marion County Elections,

Please see the enclosed copy of the Abstract of Votes cast for the shared races in the Primary Election held on May 21, 2024 in Polk County, Oregon.

Feel free to contact our office if you have any questions.

Sincerely,

Cole Steckley
Polk County Chief Elections Clerk
steckley.cole@co.polk.or.us

Summary Results Report
May 21, 2024 Primary Election
Polk County


OFFICIAL RESULTS
CERTIFIED RESULTS
FINAL


City of Salem, Mayor

Vote For 1	TOTAL
Chris Hoy	2,809
Julie Hoy	4,363
Write-In Totals	42
Total Votes Cast	7,214
Overvotes	1
Undervotes	379
Contest Totals	7,594

City of Salem, Councilor, Ward 1

Vote For 1	TOTAL
Celine Coleman	453
Paul Tigan	591
Write-In Totals	7
Total Votes Cast	1,051
Overvotes	0
Undervotes	191
Contest Totals	1,242



CERTIFIED TO BE A TRUE AND
CORRECT COPY OF THE ORIGINAL.
KIMBERLY WILLIAMS POLK COUNTY CLERK
By  Deputy


STATISTICS

	Registered Voters - Total	Registered Voters - Democrat	Registered Voters - Republican	Registered Voters - NonPartisan	Ballots Cast - Total	Ballots Cast - Democrat	Ballots Cast - Republican	Ballots Cast - NonPartisan	Voter Turnout - Total	Voter Turnout - Democrat	Voter Turnout - Republican	Voter Turnout - NonPartisan
102	1,665	365	714	586	626	186	364	76	37.6%	50.96%	50.98%	12.97%
106	1,593	302	540	751	443	123	233	87	27.81%	40.73%	43.15%	11.58%
110	1,262	257	283	722	264	88	110	66	20.92%	34.24%	38.87%	9.14%
118	3,819	1,031	1,474	1,314	1,371	505	686	180	35.9%	48.98%	46.54%	13.7%
122	1,502	422	543	537	568	201	277	90	37.82%	47.63%	51.01%	16.76%
134	6,463	1,982	1,832	2,649	2,506	1,038	992	476	38.77%	52.37%	54.15%	17.97%
136	4,523	1,440	1,304	1,779	1,860	741	723	396	41.12%	51.46%	55.44%	22.26%
140	4,893	1,490	943	2,460	1,242	570	400	272	25.38%	38.26%	42.42%	11.06%
146	4,972	1,680	1,322	1,970	1,986	852	718	416	39.94%	50.71%	54.31%	21.12%
152	5,299	1,082	2,326	1,891	1,913	533	1,133	247	36.1%	49.26%	48.71%	13.06%
154	6,284	1,476	2,082	2,726	2,058	691	1,026	341	32.75%	46.82%	49.28%	12.51%
156	3,677	852	1,069	1,756	992	371	458	163	26.98%	43.54%	42.84%	9.28%
162	3,591	874	1,404	1,313	1,414	451	731	232	39.38%	51.6%	52.07%	17.67%
166	1,115	241	321	553	252	74	122	56	22.6%	30.71%	38.01%	10.13%
178	6,489	1,936	1,470	3,083	1,732	790	614	328	26.69%	40.81%	41.77%	10.64%
182	6,530	1,833	1,415	3,282	1,388	581	552	255	21.26%	31.7%	39.01%	7.77%
Totals	63,677	17,263	19,042	27,372	20,615	7,795	9,139	3,681				

City of Salem, Mayor							
VOTE FOR 1							
	Chris Hoy	Julie Hoy	Write-in Totals	Total Votes Cast	Overvotes	Undervotes	Contest Total
134	891	1,480	12	2,383	0	123	2,506
136	647	1,122	8	1,777	0	83	1,860
140	472	685	12	1,169	0	73	1,242
146	799	1,076	10	1,885	1	100	1,986
Totals	2,809	4,363	42	7,214	1	379	7,594

City of Salem, Councilor, Ward 1

		VOTE FOR 1	
	Celine Coleman	453	453
	Paul Tigan	591	591
	Write-in Totals	7	7
	Total Votes Cast	1,051	1,051
	Overvotes	0	0
	Undervotes	191	191
	Contest Total	1,242	1,242
Totals		453	453



 CERTIFIED TO BE A TRUE AND
 CORRECT COPY OF THE ORIGINAL
 KIMBERLY WILLIAMS POLK COUNTY CLERK
 Deputy

